




# So You Have a Missing Person, Now What?



Utah's Public Alerts and Missing Persons are administered through the Department of Public Safety, Utah Bureau Of Criminal Identification

# Criteria for Entry

- ❖ Agency must have a missing person report on file to support a missing person entry.
- ❖ Missing person should be entered into UCJIS as soon as possible.



# EM: Message Key - Type of Missing Person

**Disability:** a person of any age who is missing and under proven physical/mental disability or is senile, thereby subjecting him/ herself or others to personal and immediate danger.

**Endangered:** a person of any age who is missing under circumstances indicating that his/her physical safety may be in danger.

**Involuntary:** a person of any age who is missing under circumstances indicating that the disappearance may not have been voluntary, i.e., abduction or kidnapping.

**Catastrophe Victim:** a person of any age who is missing after a catastrophe.

**Juvenile:** a person who is missing and not declared emancipated as defined by the laws of his/her state of residence and does not meet any of the entry criteria for the previously listed categories.

**Other:** A person not meeting the criteria for entry in any other category who is missing and

1. For whom there is a reasonable concern for his/her safety **or**
2. A person who is under age 21 **and** declared emancipated by the laws of his/her state of residence.



# Cautions

- ❖ A caution indicator should be added when it is known that an individual is armed and dangerous, has suicidal tendencies, has previously escaped custody, is a drug addict, or whatever is appropriate to the particular circumstances of the individual.

## Code Translation

ARMED AND DANGEROUS  
OTHER  
VIOLENT TENDENCIES  
MARTIAL ARTS EXPERT  
EXPLOSIVE EXPERTISE  
KNOWN TO ABUSE DRUGS  
ESCAPE RISK  
SEXUALLY VIOLENT PREDATOR - CONTACT ORI FOR  
DETAILED INFORMATION  
SEX OFFENDER  
INTERNATIONAL FLIGHT RISK  
HEART CONDITION  
ALCOHOLIC  
ALLERGIES  
EPILEPSY  
SUICIDAL  
MEDICATION REQUIRED  
HEMOPHILIAC  
DIABETIC



Remember, when entering a juvenile, the date of emancipation should be entered, even if the juvenile is not legally emancipated, in which case, date person is turning 18 should be entered.

<b>Message Key: *</b>	<input type="text"/>
<b>First Name: *</b>	
<b>Eye Color: *</b>	
<b>Skin Tone:</b>	
<b>Birth Year:</b>	
<b>Gender: *</b>	
<b>Ethnicity:</b>	
<b>Citizenship:</b>	

- EMD - MISSING PERSON - DISABILITY
- EMDC - MISSING PERSON - DISABILITY, CAUTION
- EME - MISSING PERSON - ENDANGERED
- EMEC - MISSING PERSON - ENDANGERED, CAUTION
- EMI - MISSING PERSON - INVOLUNTARY
- EMIC - MISSING PERSON - INVOLUNTARY, CAUTION
- EMJ - MISSING PERSON - JUVENILE
- EMJC - MISSING PERSON - JUVENILE, CAUTION
- EMV - MISSING PERSON - CATASTROPHE VICTIM
- EMVC - MISSING PERSON - CATASTROPHE VICTIM, CAUTION
- EMO - MISSING PERSON - OTHER
- EMOC - MISSING PERSON - OTHER, CAUTION



## Personal Descriptions - Required

- ❖ Name
- ❖ Eye and hair color
- ❖ Gender
- ❖ Race
- ❖ Height and weight

## Names:

Complete names if available.

- ❖ Should not be abbreviated.
- ❖ If the name exceeds 30 characters, use initials of the middle name.

Persons with one name.

- ❖ Last name, comma, "X".
- ❖ (Prince, X).

Apostrophes are eliminated.

- ❖ OBRIEN, ONEAL etc.

## Compound Surnames:

For compound surnames, the full name including both surnames should be entered. For Example:

\*Subject's Name - Jane Smith Jones (*not hyphenated*).

NCIC Name- SMITH JONES, JANE

\*Subject's Name - Jose Rodriguez y Gonzalez (*Spanish letter Y used as a separator*).

NCIC Name - RODRIGUEZ Y GONZALEZ, JOSE



# Packing the Record

- Please pack record as much as you can
- Anything searchable should be added to the entry
  - Aliases
  - OLN
  - FBI Number, etc
- Non-searchable information should be added as well
  - Jewelry
  - Scars, Marks, Tattoos
  - Cautions



# Why is packing the record important?

A high-school senior named Hae Min Lee disappeared one day after school in 1999, in Baltimore County, Maryland. A month later, her body was found in a city park. She'd been strangled. Her 17-year-old ex-boyfriend, Adnan Syed, was arrested for the crime, and within a year, he was sentenced to life in prison. The case against him was largely based on the story of one witness, Adnan's friend Jay, who testified that he helped Adnan bury Hae's body. But Adnan has always maintained he had nothing to do with Hae's death.





# Timeline

- Jan 13-Hae goes missing
- Jan 14-BOLO issued

<u>DATE</u>	<u>TIME</u>	<u>TERMINAL ID</u>	<u>OBI</u>	<u>AGENCY</u>
011499	0248	HC69	MD013143N	Harford Co. Emergency Operation
011499	0446	ZBER	MD0030627	Baltimore Co. P. D. MUT311
011599	0324	ZBAS	MD00301N5	Baltimore Co. P. D. MUT168
012999	1027	BC4A	MD0030121	Baltimore Co. P. D.
020499	0335	ZBAK	MD00301N7	Baltimore Co. P. D. MUT160
020499	0944	ZBFT	MD0030676	Baltimore Co. P. D. MUT349

- Feb 10-plates were entered
- Feb 28-vehicle was found



# Packing the Record

- What can I use to pack as much information as possible into the record?
  - All available UCJIS files
    - MIL Transaction
  - Agency case files
  - Social Media
  - Reporting party
  - Jail records
  - Court records
  - CAD/RMS history

MIL Home

Query

Pre-Fill By Social Security or Operator License Number

[View Search Instructions](#)

SSN:  [Lookup](#) License Number:  [Lookup](#)

By Name

Last Name: \*  First Name: \*

Middle Name:

Date of Birth:

Sex:  Race:

State:

Transactions to Run

[Check All](#) [Clear All](#)

<input checked="" type="checkbox"/> Driver's License - UTAH (DLQ)	<input type="checkbox"/> Criminal History - UTAH (CHQ)
<input type="checkbox"/> Drivers License - NLETS (DQ)	<input type="checkbox"/> Criminal History - NLETS (IQ)
<input checked="" type="checkbox"/> State Wide Warrants (QSW)	<input type="checkbox"/> Criminal History - III (QH)
<input checked="" type="checkbox"/> Query Wanted - NCIC (QW)	<input checked="" type="radio"/> Regular Name Search <input type="radio"/> Expanded Name Search
<input type="checkbox"/> Juvenile History - UTAH (JUV)	<input checked="" type="checkbox"/> Offender Inquiry - UTAH (OTRK)
<input checked="" type="checkbox"/> Motor Vehicle - UTAH (MVQ)	<input checked="" type="checkbox"/> Protective Order - UTAH (PO)

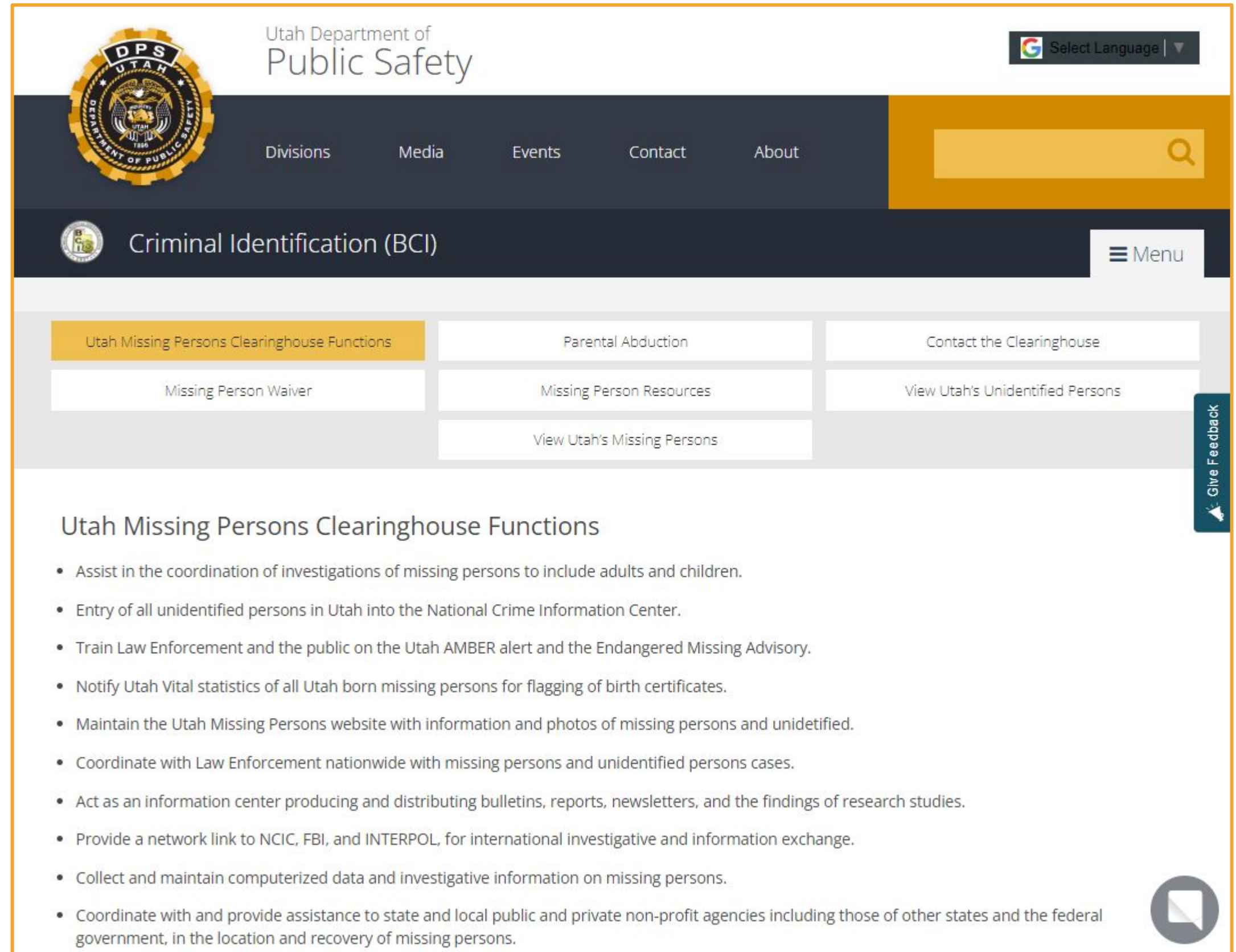
[Submit](#) [Clear](#)



# Utah Missing Persons Website

The missing persons website for Utah can be found at:  
[bci.utah.gov/missing-persons](https://bci.utah.gov/missing-persons)

- Resources
- Contact information
- Missing Person Waiver
- Missing persons bulletin
- Unidentified persons



The screenshot displays the Utah Department of Public Safety website. At the top left is the Utah Department of Public Safety logo. The header includes the text "Utah Department of Public Safety" and a "Select Language" dropdown menu. Below the header is a navigation bar with links for "Divisions", "Media", "Events", "Contact", and "About". A search bar is located on the right side of the navigation bar. Below the navigation bar is a section for "Criminal Identification (BCI)" with a "Menu" button. The main content area features a grid of buttons: "Utah Missing Persons Clearinghouse Functions" (highlighted in orange), "Parental Abduction", "Contact the Clearinghouse", "Missing Person Waiver", "Missing Person Resources", "View Utah's Unidentified Persons", and "View Utah's Missing Persons". A vertical "Give Feedback" button is on the right side. Below the grid is a section titled "Utah Missing Persons Clearinghouse Functions" with a list of bullet points describing the clearinghouse's role.

Utah Department of Public Safety

Select Language

Divisions Media Events Contact About

Criminal Identification (BCI) Menu

Utah Missing Persons Clearinghouse Functions

Parental Abduction

Contact the Clearinghouse

Missing Person Waiver

Missing Person Resources

View Utah's Unidentified Persons

View Utah's Missing Persons

Give Feedback

### Utah Missing Persons Clearinghouse Functions

- Assist in the coordination of investigations of missing persons to include adults and children.
- Entry of all unidentified persons in Utah into the National Crime Information Center.
- Train Law Enforcement and the public on the Utah AMBER alert and the Endangered Missing Advisory.
- Notify Utah Vital statistics of all Utah born missing persons for flagging of birth certificates.
- Maintain the Utah Missing Persons website with information and photos of missing persons and unidentified.
- Coordinate with Law Enforcement nationwide with missing persons and unidentified persons cases.
- Act as an information center producing and distributing bulletins, reports, newsletters, and the findings of research studies.
- Provide a network link to NCIC, FBI, and INTERPOL, for international investigative and information exchange.
- Collect and maintain computerized data and investigative information on missing persons.
- Coordinate with and provide assistance to state and local public and private non-profit agencies including those of other states and the federal government, in the location and recovery of missing persons.



# Would you like a missing person listed on the bulletin?

- Submit a Missing Person Waiver to BCI.
- What is needed:
  - Waiver filled out by family and LEA
  - Color photo
- Email to [ovaisima@utah.gov](mailto:ovaisima@utah.gov) and [mmartinez@utah.gov](mailto:mmartinez@utah.gov)

## Criteria for Entry into the Utah Missing Persons Bulletin

The following guidelines must be met before information on a missing or unidentified deceased/living person can be entered into the Utah Missing Person Clearinghouse Bulletin/Web Site.

MISSING PERSON (Information on a Utah missing person or a person missing from another state but believed to be in Utah.)

1. The parent, spouse or guardian must contact a law enforcement agency to submit a missing person report. The missing person must be entered into the Information Center (NCIC) files by the law enforcement agency.
2. A "Missing Persons Clearinghouse Report Form" must be signed, returned to the Utah Missing Person Clearinghouse, Department of Public Safety, 4315 S 2700 W, Suite 1300, Taylorsville, UT 84129. Forms can be obtained from the Clearinghouse.
3. A current original photograph (color preferred) must be received by the Utah Missing Person Clearinghouse. (Note: Do not write on the back of the photo.)
4. All information must be approved by the law enforcement agency submitting the missing person report.
5. The Utah Missing Person Clearinghouse personnel will obtain permission from the law enforcement agency to contact the person in the event the person is located. Sighting information is received by the Utah Missing Person Clearinghouse.
6. In cases of parental abductions, a copy of the court-certified custody order stating that the reporting parent has custody must be received by the Utah Missing Person Clearinghouse. (Note: If it is requested that the non-custodial parent's photograph be included in the bulletin, an active felony warrant must be present in the Information Center (NCIC) prior to publication of the photograph). Copy of the court-certified active felony warrant, which is presently in NCIC must be made available to Utah Missing Person Clearinghouse prior to publication of the photograph). Copy of the court-certified active felony warrant, which is presently in NCIC must be made available to Utah Missing Person Clearinghouse prior to publication of the photograph).
7. The parent, spouse, guardian or investigating officer must notify the Utah Missing Person Clearinghouse immediately of the location or return of the missing person.

## UTAH MISSING PERSON CLEARINGHOUSE REPORT FORM/WAIVER

Be very specific, the more accurate and complete the information, the better the chances of identification.

MISSING PERSON					
NAME: (LAST, First, Middle)			ALIAS/NICKNAMES:		
SEX:	RACE:	PLACE OF BIRTH: (City, State, County)	DATE OF BIRTH:	AGE:	
HEIGHT:	WEIGHT:	HAIR COLOR:	EYE COLOR:	BUILD:	DRIVERS LICENSE NUMBER:
SOCIAL SECURITY NUMBER:		HAIR LENGTH:	HAIR STYLE:	COMPLEXION:	
UNIQUE CHARACTERISTICS (Scars, Limp, Tattoos, Jewelry, Glasses, Etc.)					
DENTAL RECORDS AVAILABLE? <input type="checkbox"/> YES <input type="checkbox"/> NO		MEDICAL RECORDS AVAILABLE? <input type="checkbox"/> YES <input type="checkbox"/> NO		FINGERPRINTS AVAILABLE? <input type="checkbox"/> YES <input type="checkbox"/> NO	
MEDICAL PROBLEMS? <input type="checkbox"/> YES <input type="checkbox"/> NO TYPE OF PROBLEM:					
PRESCRIPTIONS:			MENTAL STATE (Depressed, Suicidal, etc.)		
LOCATION LAST SEEN (Include City, State):			DATE/TIME OF LAST CONTACT:	POSSIBLE DESTINATION (City, State):	
LAST SEEN WEARING:					
HOBBIES AND INTERESTS (Dancing, Swimming, Surfing, Fishing, etc.):			ASSOCIATIONS & HANGOUTS (Country Bars, Video Arcades, Bowling Alley, Rinks, etc.):		
INCIDENT TYPE: <input type="checkbox"/> RUNAWAY <input type="checkbox"/> PARENTAL ABDUCTION <input type="checkbox"/> ENDANGERED <input type="checkbox"/> INVOLUNTARY <input type="checkbox"/> DISABLED <input type="checkbox"/> DISASTER VICTIM <input type="checkbox"/> UNKNOWN					
SUSPECT INFORMATION					
IN COMPANY OF: <input type="checkbox"/> NON-CUSTODIAL PARENT <input type="checkbox"/> ABDUCTOR <input type="checkbox"/> FRIEND			NAME: (LAST, First, Middle)		
ALIAS/MAIDEN NAME:		SEX:	RACE:	PLACE OF BIRTH:	DATE:
LAST KNOWN ADDRESS (Street, City, State, Zip):			PHONE:	AGE:	
HEIGHT:	WEIGHT:	HAIR COLOR:	EYE COLOR:	SOCIAL SECURITY NUMBER:	
DRIVERS LICENSE NUMBER (Include state):			OCCUPATION:		
UNIQUE CHARACTERISTICS (Scars, Limp, Tattoos, Jewelry, Glasses, Etc.)					
VEHICLE					
MAKE:	MODEL:	VEHICLE YEAR:	TYPE/STYLE:	COLOR:	LICENSE NUMBER:
LICENSE STATE:		DESCRIPTION (Other identifying characteristics, noticeable damage, accessories, VIN):			
PARENT / GUARDIAN / SPOUSE					
PARENT/GUARDIAN/SPOUSE NAME: (LAST, First, Middle)			RELATIONSHIP:		
STREET ADDRESS:			PHONE (Home & Work):		
NOTE TO PARENT/GUARDIAN/SPOUSE CAREFULLY READ AND SIGN STATEMENT ON THIS FORM!					

## AGENCY INFORMATION

LOCAL AGENCY HANDLING CASE:	LOCAL AGENCY CASE NUMBER:
STREET ADDRESS:	CITY/STATE/ZIP:
INVESTIGATING OFFICER'S NAME:	PHONE NUMBER:

## OTHER INFORMATION

OTHER PERTINENT INFORMATION (Attach additional sheets, if needed, include any information regarding person's disappearance that may assist in the recovery of the person. If the person has been missing before, indicate where and how recovered)

## INSTRUCTIONS

IMPORTANT INSTRUCTIONS	APPLICABLE ENCLOSURES
The completed Report Form should be signed by the parent/guardian/spouse and mailed along with the applicable enclosures to: Department of Public Safety Utah Missing Person Clearinghouse 4315 S 2700 W, Suite 1300 Taylorsville, Utah 84129 Toll Free Hotline: (888) 770-6477 or (801) 281-5075	Current photograph of the missing person.  <b>In cases of parental abductions</b> , a copy of the court-certified custody order stating that the reporting parent has custody must be enclosed. (NOTE: If it is requested that the non-custodial parent's photograph be included in the bulletin, a copy of the court-certified active felony warrant, which is presently in NCIC must be made available to Utah Missing Person Clearinghouse prior to publication of the photograph.)

The undersigned \_\_\_\_\_ of \_\_\_\_\_  
(Print name and relationship: parent, spouse, legal guardian, etc.) (Print name of the missing person)  
hereby requests that his/her name, age, description, photograph (enclosed), and circumstances surrounding his/her missing status be published and circulated by any method subscribed to by the investigating agency or the Utah Department of Public Safety, Missing Person Clearinghouse, which includes, but is not limited to, dissemination to the public, other law enforcement agencies, hospitals, social services, children's shelters, medical examiners and/or other agencies involved with missing persons.

It is further understood and agreed that any and all information supplied by me shall be truthful, and I agree to hold harmless the Utah Department of Public Safety for any errors of omission or commission occasioned by misinformation I may supply.

I agree to hold harmless any agency or department using transmitting, or distributing this information for any errors whatsoever occasioned by misinformation I may supply and to indemnify the Utah Department of Public Safety, all law enforcement agencies, or other organizations' individuals, and contacts or sources of information, and undertake to hold harmless said entities from and against all legal liabilities, including defendants' cost for suits, claims, actions or damages that the reported missing person might prosecute against them.

I agree to notify the Utah Missing Person Clearinghouse and the investigating agency of any updated, new or additional information concerning, the missing person and/or his whereabouts and of any changes in my address or telephone number. I further agree that a photostatic copy of this authorization has the same effect as the original.

X \_\_\_\_\_ X \_\_\_\_\_ X \_\_\_\_\_  
(Printed name of Parent/Guardian/Spouse) (Signature of Parent/Guardian/Spouse) (Date)

## THIS BOX FOR THE USE OF THE UTAH MISSING PERSON CLEARINGHOUSE

DATE RECEIVED:	DATE CONFIRMED:	NIC NUMBER:	WEB PAGE UPDATED:	VERIFIED WITH AGENCY:	DATE CLEARED:	MISSING PERSON PACKET FILED OUT:
----------------	-----------------	-------------	-------------------	-----------------------	---------------	----------------------------------



# Utah Missing Persons Bulletin

- Once the waiver is received, BCI will list the missing person as soon as possible.
- You can find the list of missing persons under the “View Utah’s Missing Persons” tab.

The screenshot shows the Utah Missing Persons Clearinghouse website. At the top, there is a navigation menu with several tabs: "Utah Missing Persons Clearinghouse Functions", "Parental Abduction", "Contact the Clearinghouse", "Missing Person Waiver", "Missing Person Resources", and "View Utah's Unidentified Persons". The "View Utah's Missing Persons" tab is highlighted in orange. Below the navigation menu, the page title is "Missing Persons". A note states: "Note: The information given below represents only those photos and information that have been authorized by family members or law enforcement. This information does not represent all who are reported missing in the State of Utah. Contact the Utah Missing Person's Clearinghouse for information on posting a missing person on this website." Below the note, there is a line of text: "Attention: Looking for the relatives of missing persons without photographs on this website to provide a photo? Please call the clearinghouse at (385) 499-5500." Below this, there is a dark blue bar with the text "Utah's Missing Persons List" in white. To the right of this bar is a vertical button labeled "Give Feedback". Below the bar, the name "Elizabeth Jewel Green" is displayed. To the left of the name is a photograph of a young woman with light brown hair, wearing a grey hoodie. To the right of the photograph, the following information is listed: "Gender: Female", "Height: 5'11\"", "Hair Color: Light Brown", "Date of Birth: 12/24/2002", and "Age: 21". In the bottom right corner of the screenshot, there is a circular icon with a white speech bubble and a grey arrow pointing to the right.



## **! Remember**

BCI cannot add anyone to the Missing persons website without a signed waiver that includes the agency's missing person's report case number.

# What resources are available?

- Under the “Resources” tab, we have different resources families and law enforcement agencies can utilize.
  - NCMEC
  - State Clearinghouses
  - US/Utah-Private Organizations
  - Youth and Runaways
  - Foreign Country Missing Children Websites

## Missing Person Resources

[National Center for Missing and Exploited Children](#)



[Next of Kin Registry](#)

Families of Missing persons wishing to submit family reference DNA can contact the Clearinghouse at (385) 499-1421 or (385) 449-5500 or local law enforcement. There is no fee for this service

[National Missing and Unidentified Persons System \(NamUs\)](#)

## State Clearinghouses

- [Alabama Center for Missing and Exploited Children](#)
- [Alaska Missing Persons Clearinghouse](#)
- [Arizona AMBER Alert System](#)
- [Arkansas Missing Children Services Program](#)
- [California Missing Children Clearinghouse](#)

## U.S./Utah-Private Organizations

- [Child Watch of North America](#)
- [Jacob Wetterling Foundation](#)
- [Nevada Child Seekers](#)
- [Polly Klaas Foundation](#)
- [The DoeNetwork](#)
- [A Child Is Missing](#)
- [Take Root](#)
- [Jimmy Ryce Center for victims of Predatory Abduction](#)
- [Molly Bish Foundation](#)
- [radkids](#)
- [Texas Center for the Missing](#)
- [The Center for Hope](#)

## Youth and Runaways

- [National Runaway Safeline](#)
- [Safe Place](#)

## Foreign Country Missing Children Web Sites

- [Canada - Missing Children Society of Canada](#)



# Does Utah have a Missing Persons Database?

- Yes
  - The database is housed in UCJIS
  - UMPQ transaction
    - View all missing persons in Utah
    - Add any correspondence that you may have had with that individual

### Utah Missing Persons Query

**Case Info**

LE Agency:	<input type="text"/>	Agency Case Number:	<input type="text" value="ENTER AGENCY CASE NUMBER"/>
From Date:	<input type="text" value="ENTER FROM DATE MMDDYYYY"/>	To Date:	<input type="text" value="ENTER TO DATE MMDDYYYY"/>
Case Type:	<input type="text"/>	NIC #:	<input type="text" value="ENTER NIC"/>
Active in NCIC:	<input checked="" type="checkbox"/>		

**Person Info**

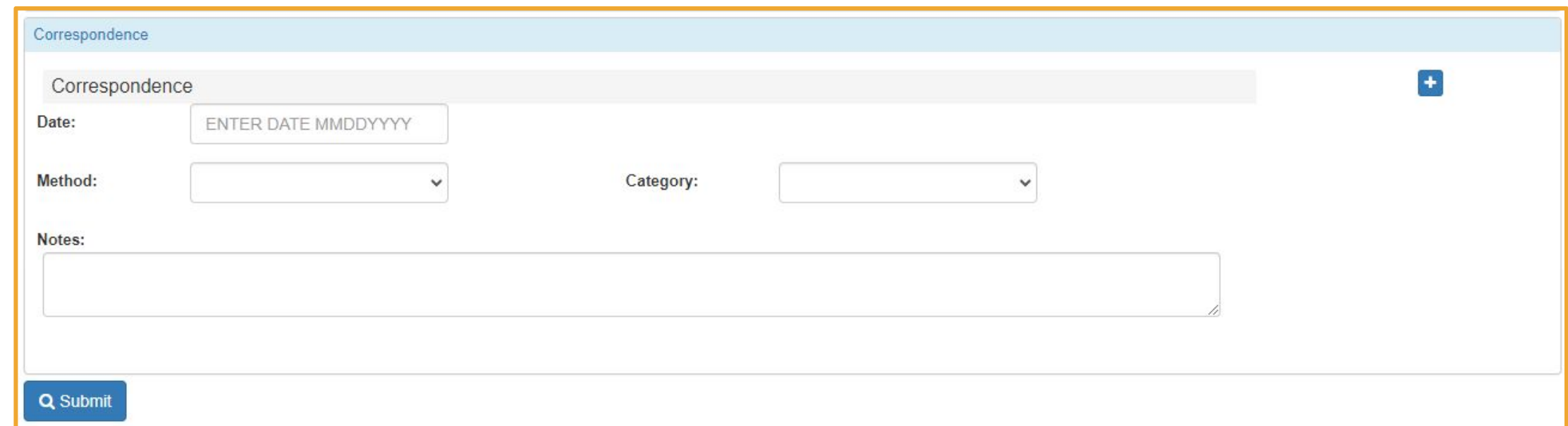
Person Type:	<input type="text"/>	Name Search Type:	<input type="text" value="STARTSWITH"/>
Last Name:	<input type="text" value="ENTER LAST NAME"/>	Name Search Type:	<input type="text" value="STARTSWITH"/>
First Name:	<input type="text" value="ENTER FIRST NAME"/>	Date Search Type:	<input type="text" value="EXACT"/>
Middle Name:	<input type="text" value="ENTER MIDDLE"/>		
Date of Birth:	<input type="text" value="ENTER DOB MMDDYYYY"/>		
Race:	<input type="text"/>		





# Does Utah have a Missing Persons Database?

- When you click into a missing person record, you will be able to add the correspondence you've had with them.



The screenshot shows a web form titled "Correspondence" with a light blue header. Below the header is a grey bar with the word "Correspondence" and a blue plus icon on the right. The form contains the following fields:

- Date:** A text input field with the placeholder "ENTER DATE MMDDYYYY".
- Method:** A dropdown menu.
- Category:** A dropdown menu.
- Notes:** A large text area for entering details.

At the bottom left of the form is a blue button with a magnifying glass icon and the text "Submit".



# NamUs

- National Missing and Unidentified Persons System
  - National centralized repository and resource center for missing, unidentified, and unclaimed person cases across the United States.
  - NamUs helps investigators match long-term missing persons with unidentified remains to resolve cases and bring resolution to families.

The screenshot shows the NamUs website homepage. At the top, there is a dark blue header with the NamUs logo (National Missing and Unidentified Persons System) on the left and navigation links (Login | Register | FAQs | Contact Us) on the right. Below the header is a search bar. A light gray navigation bar contains links for About, Dashboards, Services, Library & Multimedia, Events, News Center, and Español. The main content area features a large blue background with a network pattern and the text "Free. Secure. Nationwide." followed by a description of the service and an "Explore NamUs" button. At the bottom, there are two expandable sections: "New Staffing Model" and "Meet the NamUs Tribal Liaison!".



# NamUs

- Law Enforcement can register for free and once granted access, the user will be granted heightened permissions within NamUs to access secure information, manage their own agency cases, and also network with other professionals in the CJ field.

## NamUs Registration

### User Registration

Select your user type:

Public User

Professional User

**i** Registering as a Professional User will require criminal justice agency approval

Professional Role

Law Enforcement

**Public User** include family members of missing persons, victim advocates, media representatives, and other members of the general public who are registered users of the NamUs system. Registering as a Public User allows one access to enter new missing person cases or contribute relevant information to NamUs staff, which will be vetted with the investigating agency prior to publication in the system, as well as provides the user with permission to view and search non-sensitive information in NamUs.

**Professional User** include law enforcement officers, medical examiners, coroners, missing person clearinghouse personnel, and other allied professionals. Professional User registration requires sponsorship from a criminal justice agency, and once vetted, the user will be granted heightened permissions within the NamUs system, as appropriate; to access secure information, manage agency cases, and network with other criminal justice professionals.

[Begin Registration](#)



# Utah currently has four public safety alerts:

- ❖ Utah AMBER Alert
- ❖ Endangered Missing Advisory Alert (EMA)
- ❖ Silver Alert
- ❖ Blue Alert



# AMBER Alert

The Utah AMBER Alert is part of the nationwide AMBER Alert Plan. It is a voluntary partnership between law-enforcement agencies and broadcasters. It utilizes electronic roadway signs, cell phones, and email as methods to alert the public about a missing child and a suspected abductor.

The goal is to instantly activate the entire community to assist in the search for and safe return of abducted children.



# Utah's AMBER Alert Background

## PLEASE FIND ME



**Elizabeth Smart**

**Victim Description**

Age: 14 years old	Height: 5' 4" - 5'6"	Build: Slender
Gender: Female	Weight: 100 lbs - 45 kg	
Hair: Brown	DOB: Nov 2, 1987	
Eyes: Blue	Missing: June 5, 2002	
Outlook: Red/Pink	From: Salt Lake City, UT USA	<a href="http://www.elizabethsmart.com">www.elizabethsmart.com</a>

**Suspect Description**  
Caucasian Man  
30 to 40 years old  
5' 8" to 5' 10"  
Dark Hair  
Hair on arms and  
back of hands  
Light jacket  
Light Golf Hat or  
English Driving hat  
Dark shoes

**SEARCH CENTER TOLL-FREE 866-FIND-LIZ / 866-346-3549**  
**POLICE HOTLINE 801-799-3000**

A \$200,000 REWARD is being offered for the safe return of Elizabeth Smart.  
A \$25,000 REWARD is being offered for acceptance information leading to the return of Elizabeth or information resulting in a conviction in this case.  
Anonymous tip line: 801-799-8800 14630

- ❖ Utah adopted the AMBER Alert plan in April 2002.
  - Originally known as the Rachael Alert for Rachael Marie Runyan.
  - Name changed to match national name in 2003.
- ❖ First Rachael Alert was issued June 5, 2002.
  - Elizabeth Smart.
- ❖ Utah was the 5th state to adopt a statewide plan.
- ❖ To date, Utah has issued 73 AMBER alerts for 85 kids.



# Protocol

- ❖ Criteria is met.
  - Confidently answer yes to all 4 questions.
- ❖ Law enforcement authorization.
  - Agency's administrative lieutenant, chief, sheriff etc.
- ❖ Contact DPS CIC help desk before submitting alert @ 801-503-5566
  - Will need to provide point of contact information for AMBER Alert Coordinator to reach out.
    - ◆ Mandatory!
- ❖ UAA transaction on UCJIS entered by agency or dispatch center.



# What determines an AMBER Alert?

Law enforcement has to consider and confidently answer yes to ALL four items listed in the AMBER Alert criteria, before sending out an AMBER Alert.

If the criteria does not fit the AMBER Alert requirements, then the agency can consider issuing an Endangered Missing Advisory (EMA).

## Criteria

- Law Enforcement believes a child or children have been abducted.
- The child or children are 17 years old or younger.
- Law Enforcement believes the victim(s) face imminent danger, serious bodily injury or death.
- There is information that could assist the public in the safe recovery of the victim or apprehension of a suspect.





# AMBER Alert: Entry - UCJIS

Transaction:  
**UAA**

UCJIS  
Utah Criminal Justice  
Information System

TRANSACTION CODE

Close All

UCJIS Home

- + Favorites
- + Person
- + Vehicle
- + Article
- + Gun
- ▣ Messaging
  - + NLETS
  - ▣ LOCAL
    - + Broadcast Messages
    - + BCI Functions
    - + Logs
    - + MOTD
    - ▣ Alerts
      - UAA - UAA Amber Alert ←
      - UAAM - Amber Alert Modify
      - ESA - Endangered Silver Advisory
      - EMA - Endangered Missing Advisory
      - EBA - Blue Alert
      - UHS - UHS Utah Homeland Security Msg
      - ESAM - Endangered Silver Advisory Modify
- + Other
- + Configuration





Request to the Commissioner's Office has to be submitted through AMBER Alert coordinators for for WEA messages during “Blackout window” (10:00 PM-7:00 AM), if approved, the CIC Help Desk will manually activate WEA.



# Agency Information

- ❖ Anything with an \* is a required field.
- ❖ Agency phone should be a number where media and public can reach out with tips and information.
- ❖ Authorizing administrator should be the person responsible for authorizing AMBER Alert (e.g. Lieutenant, chief or sheriff).

UCJIS Home UAAL x

Query

### Utah Amber Alert

WEA messages are disabled between 10 PM and 7 AM.  
Current time is NOT within blackout window - WEA message WILL be sent!

**Considering issuing an AMBER Alert? Click here for useful information regarding the process.**

#### Authorization

ORI: \*

Contact phone number: \*

Authorizing Administrator: \*

\* Do NOT activate an AMBER ALERT if the answer is NO to any of these questions.  
\*\* The alert is not to be used for cases involving custodial disputes or runaways that don't meet the criteria.  
\*\*\* This message will immediately go to law enforcement, the media, and the public.

Yes  No Is this believed to be a child abduction?: \*

Yes  No Is this child 17 years of age or younger?: \*

Yes  No Is the victim believed to be facing imminent danger, bodily harm or death?: \*

Yes  No Is there information that could assist the public in the safe recovery of the victim or apprehension of a suspect?: \*



## Abduction Information

- ❖ Date and time should be the exact time of the abduction.
  - If abduction time is not known, please use earliest believed abduction time possible.
- ❖ Abduction location should not be the exact physical address or location of the abduction.
- ❖ NIC # is not mandatory, but the abducted child should already be entered into NCIC.
- ❖ “Caution” would pertain to the suspect or POI.

Abduction Information

Non Family Abduction:  Yes  No

Abduction Date Time: \*

Abduction City Location: \*  Caution:

Notice, if non-family abduction is marked “Yes”, a caveat will appear on AMBER Alert to notify the public and media.





**\*\*TEST\*\*TEST\*\*TEST\*\*TEST\*\***

## **Utah AMBER Alert Issued**

### **Utah's criteria for an AMBER Alert:**

- Law enforcement believes a child or children have been abducted
- The child or children are 17 years old or younger
- Law enforcement believes the victim(s) face imminent danger of serious bodily injury or death

• There is information that could assist the public in the

**Non Family Abduction**



# Victim Information

- ❖ All descriptors are NCIC format.
- ❖ DOB and/or age is required but not both.
  - When DOB is unknown but there is an approximate age then you would use AGE field.
  - Name format is first name last name e.g. Yogi Bear.
- ❖ Special needs and clothing are free text
  - Do not use “Last seen in”.
- ❖ Special needs would describe medications, disabilities or other life threatening issues for the victim.

The screenshot shows a web form titled "Victim Information". At the top, it says "To add additional victims, use the plus button on the right" with a blue plus icon. The form is organized into two columns. The left column contains: "Name: \*" with a text input field "ENTER NAME"; "Age (years):" with a text input field "ENTER AGE"; "Weight: \*" with a text input field "ENTER WEIG"; "Hair Color: \*" with a dropdown menu; "Clothing:" with a large text area "ENTER CLOTHING"; "Medical Needs:" with a large text area "ENTER NEEDS"; and "Image:" with a "Choose File" button and "No file chosen" text. The right column contains: "Date of Birth:" with a text input field "ENTER DOB I"; "Height: \*" with two dropdown menus for "(FEET)" and "(INCHES)"; "Eye Color: \*" with a dropdown menu; "Race: \*" with a dropdown menu; and "Gender of Victim: \*" with a dropdown menu. A blue plus icon is located in the top right corner of the form area.



## Suspect/PIO Information

- ❖ Name does not have to be known.
- ❖ DOB and/or age is required but not both.
  - If DOB is not known but there is an approximate age use AGE field.
- ❖ Descriptors are NCIC format.
- ❖ Clothing is free text.
  - If clothing information is unknown, please leave field empty.
- ❖ Identifying marks may include all SMT's or additional features.

### Suspect / Person of Interest Information

To add additional suspects / persons of interest, use the plus button on the right

Suspect		+
Type:	<input type="text"/>	Name: <input type="text" value="ENTER NAME"/>
Date of Birth:	<input type="text" value="ENTER DOB"/>	Age (years): <input type="text" value="ENTER AGE"/>
Height:	(FEET) <input type="text"/> (INCHES) <input type="text"/>	Weight: <input type="text" value="ENTER WEIG"/>
Race:	<input type="text"/>	Eye Color: <input type="text"/>
		Hair Color: <input type="text"/>
		Gender: <input type="text"/>
Clothing:	<input type="text" value="ENTER CLOTHING"/>	
Marks:	<input type="text" value="ENTER MARK"/>	
Image:	<input type="text" value="Choose File No file chosen"/>	



## Vehicle Information

- ❖ If a partial plate is all that is known, you can add the PP information.
- ❖ If there is no additional descriptors available on the vehicle, utilize the identifier field for dents, dings, cracked windshield, or any detail that can help locate spot vehicle.
- ❖ The vehicle information will be the first piece of information that is shown on an AMBER Alert.
- ❖ Avoid using abbreviations when entering vehicle information.

### Vehicle Information

To add additional vehicles, use the plus button on the right

**Vehicle** +

License Plate Number:  License Plate State:

Vehicle Year:

Avoid Abbreviations! Vehicle Make:  Vehicle Model:

Avoid Abbreviations! Vehicle Color:

Identifiers (such as: Dents and Dings):

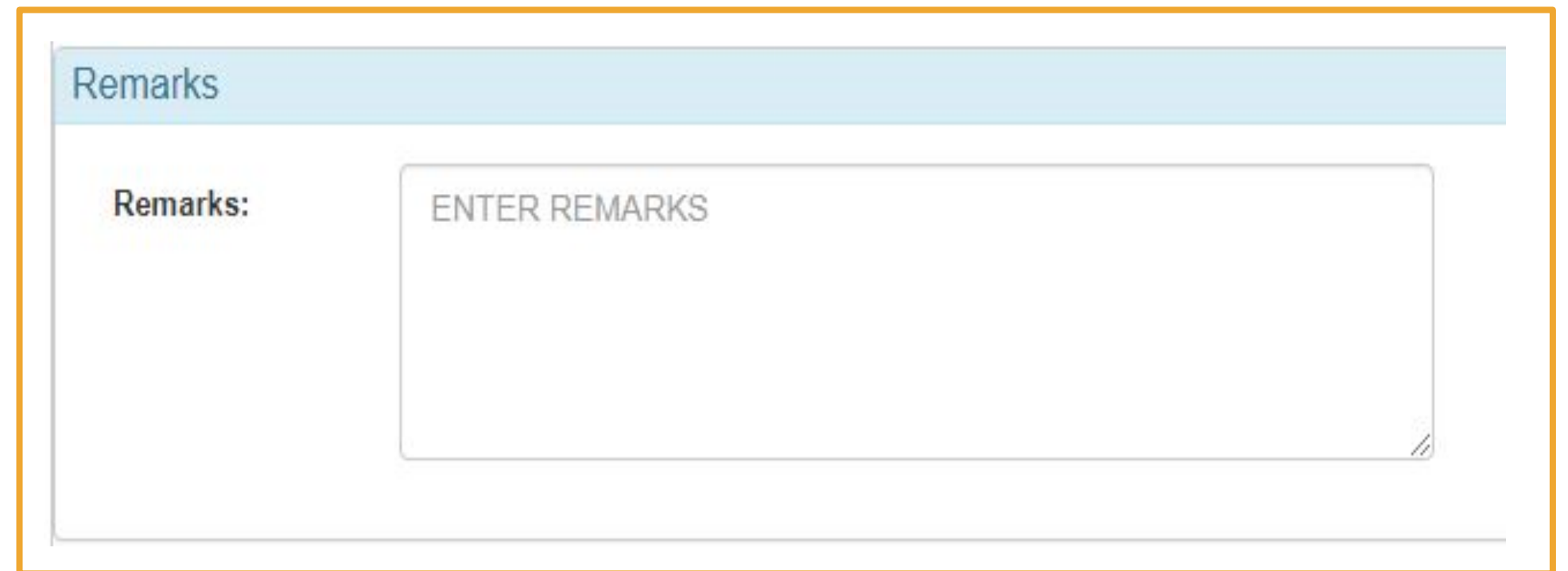
Image:  No file chosen





## Remarks Field

- ❖ Up to 500 characters for all pertinent information regarding the AMBER Alert.
- ❖ Agency name should be added at the end.
- ❖ Free text.
- ❖ *Required field.*



Remarks

Remarks: ENTER REMARKS



# Remarks Field Samples:

## Entering Alert:

REMARKS/  
DCFS WAS AWARDED CUSTODY IN COURT HEARING THIS MORNING DCFS HAS COURT  
ORDER AND WARRANT TO REMOVE CHILDREN. MOTHER FLED WITH  
CHILDREN AND REFUSED TO TURN OVER CHILDREN TO DCFS. LAW ENFORCEMENT HAS CREDIBLE  
INFORMATION THAT CHILDREN'S LIVES MAY BE IN DANGER.

## Canceling Alert:

REMARKS/  
THE AMBER ALERT HAS BEEN CANCELED BY THE SOUTH SALT LAKE POLICE DEPARTMENT. THE  
CHILDREN HAVE BEEN LOCATED AND THEY ARE SAFE. THANK YOU FOR YOUR ASSISTANCE.

Do not use this field to add information about a second victim/suspect.

REMARKS/  
2ND SUSPECT MALE WHITE.



## Dissemination Screen

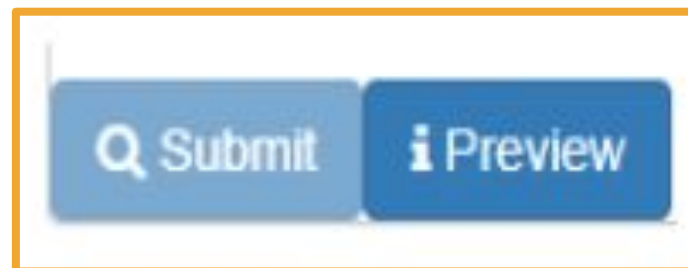
- ❖ Pre selected fields cannot be changed, they are only there to show who and where AMBER Alert will be disseminated to.

### Dissemination

<input checked="" type="radio"/> Yes <input type="radio"/> No	Save Amber Alert (UCJIS Database) *
<input checked="" type="radio"/> Yes <input type="radio"/> No	UCJIS Alert Message (Law Enforcement) *
<input checked="" type="radio"/> Yes <input type="radio"/> No	DPS Email List (DPS Admin) *
<input checked="" type="radio"/> Yes <input type="radio"/> No	Back up Emergency Alert System E-mail (Media) *
<input checked="" type="radio"/> Yes <input type="radio"/> No	FEMA/IPAWS Emergency Alert System (Media -> Radio/TV) *
<input checked="" type="radio"/> Yes <input type="radio"/> No	FEMA/IPAWS Wireless Emergency Alert System (Public -> Cell Phones) *
<input checked="" type="radio"/> Yes <input type="radio"/> No	Amber Alert Web Page (Public) *
<input checked="" type="radio"/> Yes <input type="radio"/> No	DPS Twitter Accounts (Public) *
<input checked="" type="radio"/> Yes <input type="radio"/> No	DPS Facebook Accounts (Public) *
<input checked="" type="radio"/> Yes <input type="radio"/> No	Banner on utah.gov websites *



- ❖ “Preview” capability allows you to see, and hear what has been submitted.
- ❖ Audio message that will be broadcasted with the alert, please take a second to verify all entered information before submitting alert.

A screenshot of a software interface for previewing an alert. At the top, there are two blue buttons: 'Close Preview' and 'Preview Audio'. Below these are three sections, each with a label and a text input field:

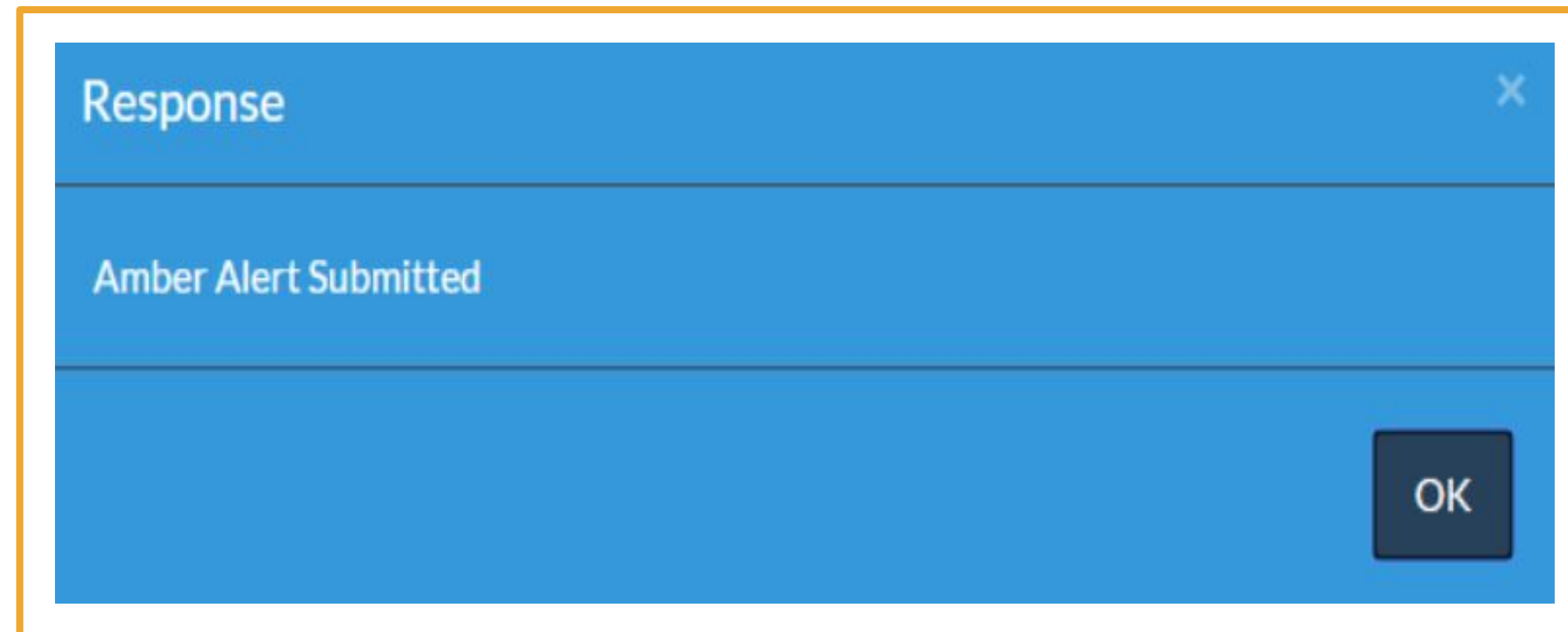
- Submit Status:** OK
- Emergency Alert System Message:** THIS IS A NON FAMILY ABDUCTION. THE SUSPECT IS IDENTIFIED AS PETER NOBODY. HE IS 5 FEET 9 INCHES TALL. HE HAS BROWN HAIR AND BROWN EYES AND ARROW TATTOO IN LEFT FOREARM . HE WAS LAST SEEN WEARING BLUE
- Wireless Emergency Alerts Message:** NON FAMILY ABDUCTION. 123ABCD (UT), GRAY CHEVY MALIBU. SEE ALERT.UTAH.GOV
- Wireless Emergency Alerts Long Message:** UTAH DEPARTMENT OF PUBLIC SAFETY: NON FAMILY ABDUCTION. 123ABCD (UT), GRAY



## **! Remember**

No Law Enforcement sensitive information should be added to the AMBER Alert e.g. social security numbers, addresses, sexual orientation, driver's license numbers or criminal history. If such information needs to be shared please use a broadcast message to share between agencies.

## Successful submission confirmation





**What  
happens  
next?**

BCI will automatically activates the notification methods to alert the public:

- ❖ Highway Signs
- ❖ Cell phones (WEA)
- ❖ Emails
- ❖ BCI's Website

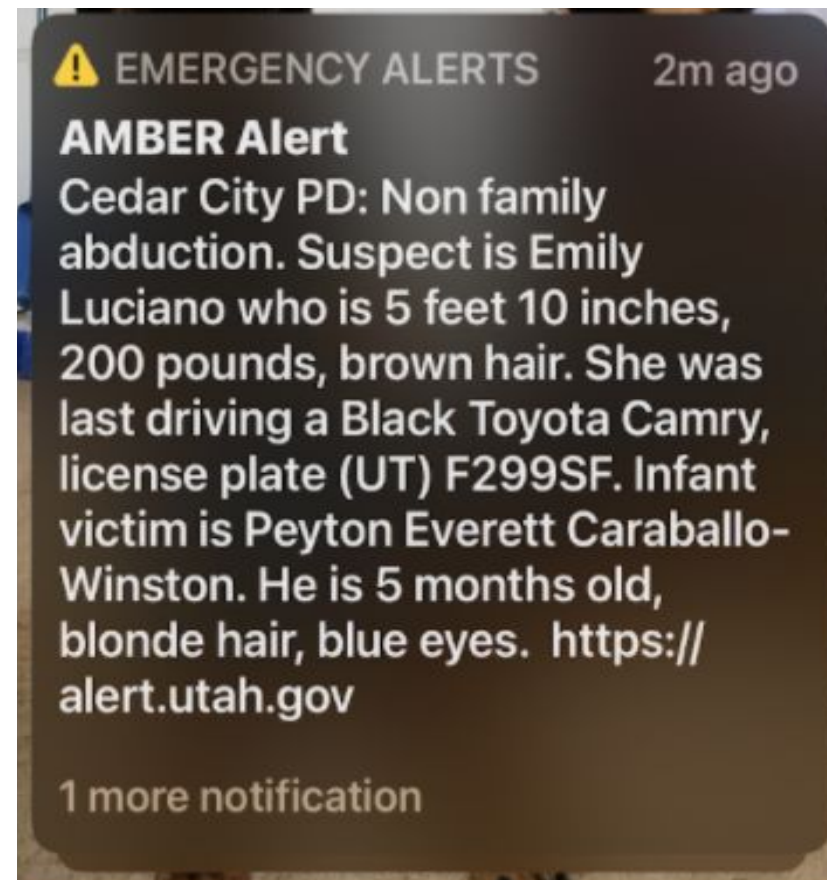
\*Remember, the goal is to instantly activate the entire community to assist in the search for and safe return of abducted children.



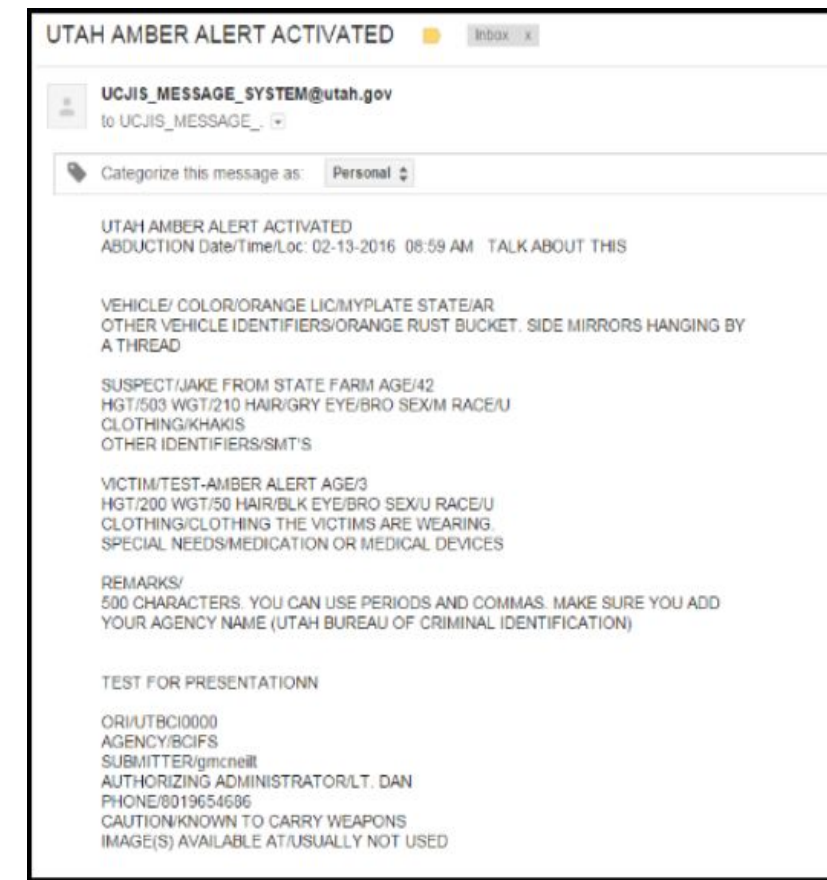
## Traffic Signs




## WEA Message



## Emails (Media)



## Alert Website





# AMBER Alert: NCIC Entry

- ❖ The abducted child should be entered into NCIC.
  - It is not mandatory before issuing the AMBER Alert, but should be done as soon as possible.
- ❖ CA (child abduction) should be added in the MNP field until the AMBER Alert is issued.
  - Once issued it should be modified to AA.
  - The caveat will read: AMBER Alert issued for this child.
  - Automatic notification to the FBI and NCMEC will be sent.
- ❖ Suspect is always to be listed as Wanted, not Missing.
  - If you do not have a warrant for the Suspect, enter them using the Temporary Felony option.



# AMBER Alert: NLETS

- ❖ If the Suspect or Person of Interest is believed to be traveling out of state with the child, you may call the CIC Help Desk at 801-965-4446 and request them to issue an NLETS AMBER Alert to surrounding states or nationwide.
  - The CIC Help Desk are the only one that can activate the NLETS AMBER Alert.
  - AMBER Alert coordinators can reach out to other states' coordinators for guidelines in assistance activating alert in their respective state if necessary.



# AMBER Alert: Modify/Cancel

Transaction:  
**UAAM**

UCJIS  
Utah Criminal Justice  
Information System

TRANSACTION CODE

Close All

UCJIS Home

- + Favorites
- + Person
- + Vehicle
- + Article
- + Gun
- ⊖ Messaging
  - + NLETS
  - ⊖ LOCAL
    - + Broadcast Messages
    - + BCI Functions
    - + Logs
    - + MOTD
    - ⊖ Alerts
      - UAA - UAA Amber Alert
      - **UAAM - Amber Alert Modify**
      - ESA - Endangered Silver Advisory
      - EMA - Endangered Missing Advisory
      - EBA - Blue Alert
      - UHS - UHS Utah Homeland Security Msg
      - ESAM - Endangered Silver Advisory Modify
- + Other
- + Configuration

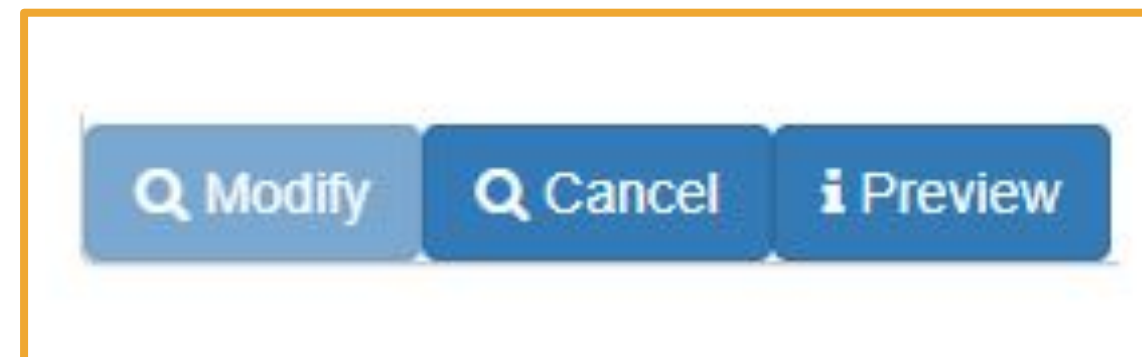


- ❖ Transaction (UAAM) to Modify/Cancel will be the same.
- ❖ Each agency is responsible for entering, modifying, and canceling their own AMBER Alert.
  - If for any reason you are unable to modify or cancel the Alert, please contact CIC for assistance @ 801-965-4446.

<a href="#">UCJIS Home</a> <a href="#">UAAML ✖</a>							
<a href="#">Results ✖</a>							
Amber Alerts							
<a href="#">View IPAWS</a>	Abduction Date	Victim	Location	Issued By	Issued Agency	Issued Date	Issued ORI
	07-31-2023 11:33	TEST-AMBER ALERT TEST	HERE	cbur311	DPSMIS	07-31-2023 11:34	UTBCI0000



- ❖ After alert has been updated with new information, please make sure to select correct option. If alert is cancelled by mistake please reach out to CIC as soon as possible, and let us know.



- ❖ Use the remarks field to update the cancellation e.g. “The AMBER Alert for \_\_\_\_\_ is being cancelled. Child has been located safely. Thank you”.
  - This is required\*.
- ❖ When you click cancel, caveat will appear at the top of the screen confirming cancelation.



A screenshot of a web application dialog box titled "RESPONSE". The dialog box has a close button (X) in the top right corner. Below the title bar, there is a text input field containing the text "Amber Alert Canceled - OK". At the bottom right of the dialog box, there is a blue button labeled "OK".



# EMA (Endangered Missing Alert)

The Endangered Missing Advisory Alert is to be used for endangered or missing persons of any age with urgent needs.

It is a voluntary partnership between law enforcement and local broadcasters to rapidly disseminate information to all of Utah law enforcement agencies, news media, and the public.

This is an alternative solution to situations that do not meet the AMBER Alert criteria.

It is a Utah statewide advisory only, but if the person is believed to be traveling outside of Utah, BCI can send a message using Nlets.



# EMA's

## Guidelines

- ❖ Do the circumstances fail to meet the criteria for an AMBER Alert?
- ❖ Is the person missing under unexplained, involuntary, or suspicious circumstances?
- ❖ Is the person believed to be in danger for any of the following?
  - Age
  - Health
  - Mental disability such as Autism or Alzheimer's
  - Environment
  - Weather conditions
  - In the company of a potentially dangerous person
  - Any other factor that may put the person in peril such as: Internet enticed, missing college student, and overdue hikers or travelers





# Procedure

- ❖ Once the issuing agency determines the guidelines have been met, they must contact the UCJIS Help Desk to let them know the alert is being issued, or cancelled.
  - @801-965-4446.
- ❖ Missing person should be added into NCIC.
  - Remember, entering a juvenile using the Endangered Runaway message key does not automatically activate the EMA Alert.
- ❖ After removing all sensitive information, the UCJIS Help Desk will send an email to all media, the media then decides if they want to broadcast the information.
  - Issuing agency can appoint a Public Information Officer (PIO) to handle the press, and release further information if needed.



# Dissemination

- ❖ EMA Alert is disseminated to law enforcement through a broadcast message.
  - UCJIS Help Desk will send out an email to the media after removing all sensitive information.
    - ◆ *The media will choose if they broadcast the advisory.*
    - ◆ *If anything else should be shared with them, it should be done by the agency's PIO.*
  - No emails or cell phones (WEA messages) will be activated.
  - No freeway signs will be activated unless warranted.



# EMA Alert: Entry - UCJIS

Transaction:  
**EMA**

UCJIS  
Utah Criminal Justice  
Information System

TRANSACTION CODE

Close All

UCJIS Home

- + Favorites
- + Person
- + Vehicle
- + Article
- + Gun
- Messaging
  - LOCAL
    - + Broadcast Messages
    - Alerts
      - UAA - UAA Amber Alert
      - UAAM - Amber Alert Modify
      - **EMA - Endangered Missing Advisory**
      - ESAM - Endangered Silver Advisory Modify
      - ESA - Endangered Silver Advisory
      - EBA - Blue Alert



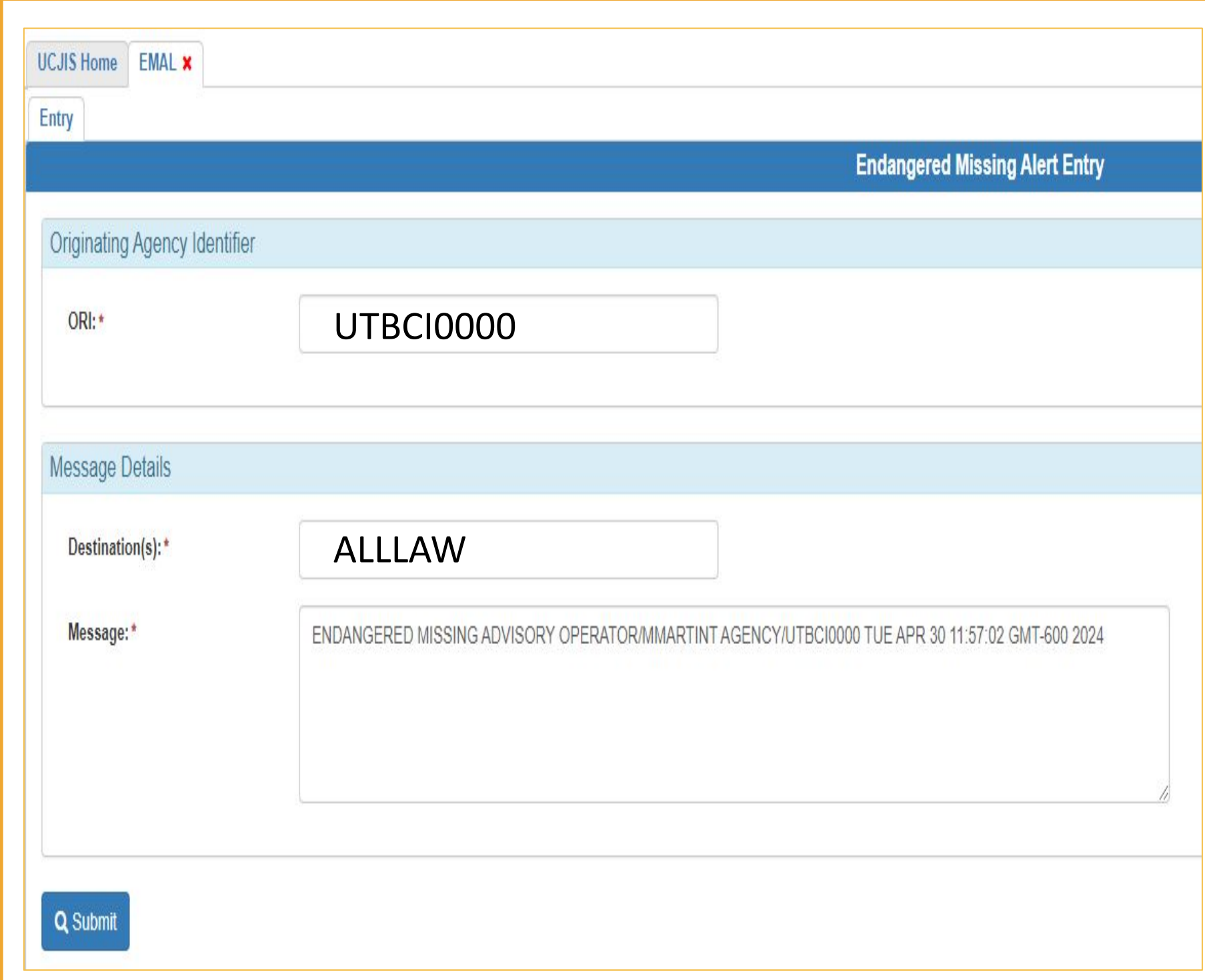
# EMA Alert: Entry - UCJIS

Destination: ALL LAW.

Message should begin with:  
ENDANGERED MISSING ADVISORY.

Then add all of the information on the person along with sensitive law enforcement material if desired. Make sure to add all identifiers such as clothing, jewelry, vehicle, home address and phone.

\*Remember to end with your agency's name and contact number.



The screenshot shows a web interface for entering an Endangered Missing Alert. At the top, there are tabs for 'UCJIS Home' and 'EMAL'. Below the tabs is a blue header bar with the text 'Endangered Missing Alert Entry'. The form is divided into two main sections: 'Originating Agency Identifier' and 'Message Details'. In the 'Originating Agency Identifier' section, there is a field labeled 'ORI: \*' with the value 'UTBCI0000'. In the 'Message Details' section, there is a field labeled 'Destination(s): \*' with the value 'ALLLAW'. Below that is a large text area labeled 'Message: \*' containing the text 'ENDANGERED MISSING ADVISORY OPERATOR/MMARTINT AGENCY/UTBCI0000 TUE APR 30 11:57:02 GMT-600 2024'. At the bottom left of the form is a blue button labeled 'Submit'.

Entry



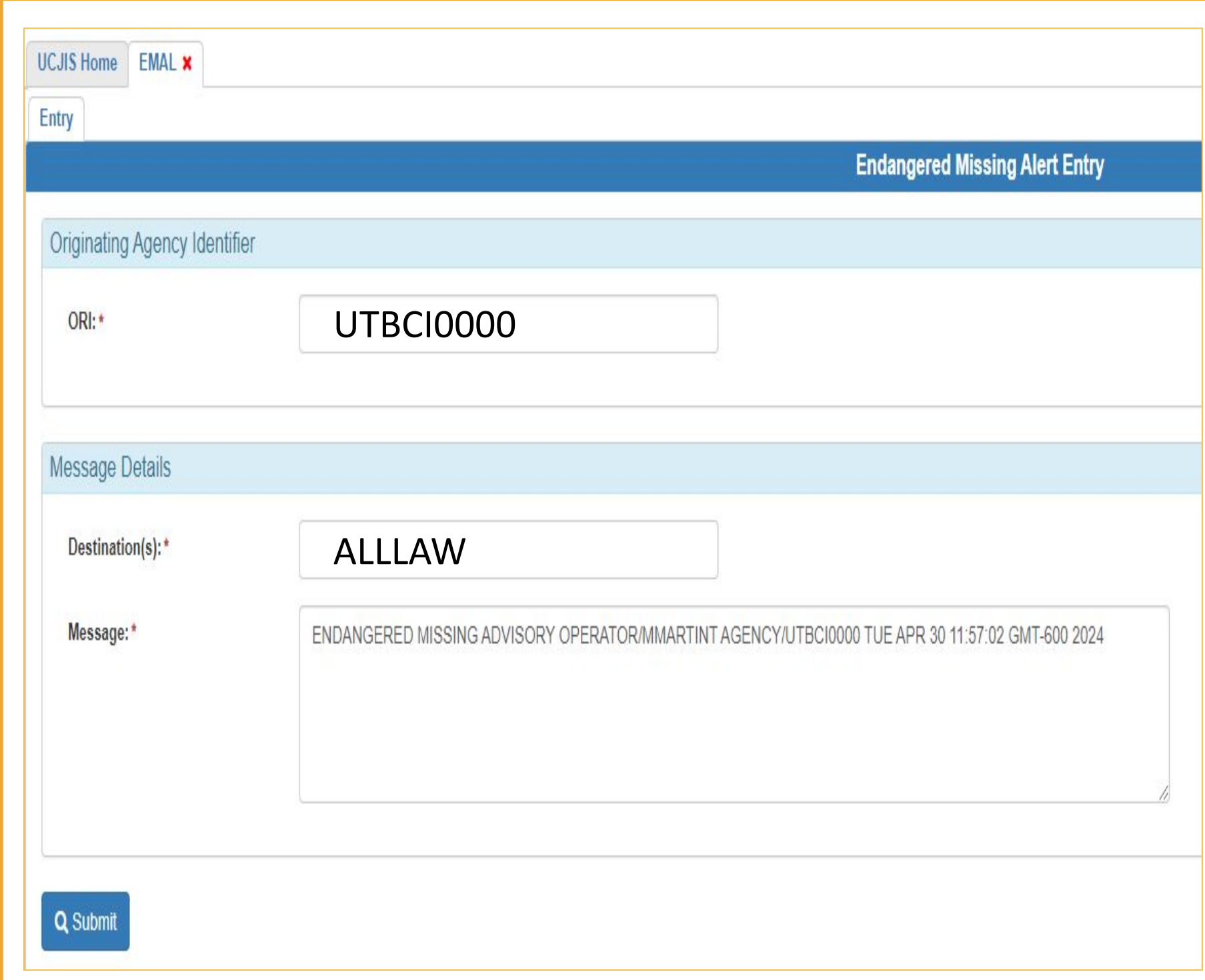
# EMA Alert: Entry - UCJIS

- ❖ Message should read something like this:

## *ENDANGERED MISSING ADVISORY*

*YOGI BEAR. BROWN MALE 50 YEARS OLD, BLACK HAIR, BROWN EYES, 6'11, 200LBS, WEARING GLASSES, BLACK TIE, AND DARK BLUE PANTS. LEFT HOUSE LAST NIGHT DID NOT RETURN HOME. RESIDENCE AT 123 S. GREEN FOREST LN. SLC. LIKES PARKS AND WOODED AREAS.*

*IF LOCATED CONTACT BCI PD AT 801-965-4446.*



The screenshot shows the UCJIS EMAL entry form. At the top, there are tabs for 'UCJIS Home' and 'EMAL x'. Below the tabs is a blue header bar with the text 'Endangered Missing Alert Entry'. The form is divided into two main sections: 'Originating Agency Identifier' and 'Message Details'. In the 'Originating Agency Identifier' section, there is a field labeled 'ORI: \*' with the value 'UTBCI0000'. In the 'Message Details' section, there is a field labeled 'Destination(s): \*' with the value 'ALLLAW'. Below that is a large text area labeled 'Message: \*' containing the text 'ENDANGERED MISSING ADVISORY OPERATOR/MMARTINT AGENCY/UTBCI0000 TUE APR 30 11:57:02 GMT-600 2024'. At the bottom left of the form is a blue button with a magnifying glass icon and the text 'Submit'.



# EMA Alert: Canceling

Transaction: **EMA**

- ❖ When there is no longer the need for the EMA, the issuing agency is responsible for cancelling the advisory.
- ❖ To cancel, agency must use the same transaction code that was used to create the alert (EMA).
  - It is very important that when the EMA is cancelled, the issuing agency contact the BCI UCJIS Help Desk and let them know that the EMA is being cancelled.

Destination: **ALL LAW**

Cancellation message should read:

CANCEL THE ENDANGERED MISSING ADVISORY FOR YOGI BEAR THAT WAS ISSUED BY BCI PD, THIS PERSON HAS BEEN LOCATED.



## **Ashanti Alert?**

The criteria for the Utah Endangered Missing Advisory Alert (EMA) meets and exceeds that of the new national alert known as the Ashanti Alert.

The Ashanti Alert Act is named in honor of Ashanti Billie, who was abducted and killed in 2017. Ashanti Alerts provide for rapid dissemination of information to law enforcement agencies, media, and the public about adults who have been reported missing, along with suspect information in cases of suspected abduction.




# Silver Alert

Utah's Silver Alert went live in May 2019, and is an alert notification for missing endangered adults 60 years of age or older and/or individuals with Dementia or Alzheimer's of any age.

The Silver Alert is mandatory if the circumstances meet the criteria.

The Traffic Operations Center (TOC) will light up highway signage in the geographical area where the individual was last seen.

If the law enforcement agency feels more signage is necessary, they may request that by calling the UCJIS Help Desk.





# Silver Alert

## Criteria

- ❖ Anyone over the age of 60
- ❖ Individuals with Dementia or Alzheimer's of any age
  - This includes Autistic individuals of any age.
  - Mandatory if the situation fits the circumstances.

Utah's definition of endangered adult and dementia comes from Utah Criminal Code 53-10-702:

(1) "Dementia" means a person has a form of cognitive decline that significantly affects the person's ability to make decisions and provide for health, safety, or self-care. This term includes Alzheimer's disease and other forms of dementia marked by the continual loss of memory and awareness of surroundings.

(2) "Endangered adult" means a person 60 years of age or older or a person under 60 years of age who has a form of dementia.



# Procedure and Dissemination

- ❖ Once the issuing agency determines the guidelines have been met, alert must be issued in UCJIS.
- ❖ The Traffic Operations Center will light up signage in the area where the individual was last seen. If the law enforcement agency feels more signage is necessary they can request that by calling the UCJIS Help Desk.
  - 801-965-4446.

*\*Please remember no Law Enforcement sensitive information should be added to the Silver Alert e.g. social security numbers, addresses, sexual orientation, driver's license numbers or criminal history, if such information needs to be shared please use a broadcast message to share between agencies.*



# Silver Alert: Entry - UCJIS

Transaction:  
**ESA**

UCJIS  
Utah Criminal Justice  
Information System

TRANSACTION CODE

Close All

UCJIS Home

- + Favorites
- + Person
- + Vehicle
- + Article
- + Gun
- Messaging
  - LOCAL
    - + Broadcast Messages
    - Alerts
      - UAA - UAA Amber Alert
      - UAAM - Amber Alert Modify
      - EMA - Endangered Missing Advisory
      - ESAM - Endangered Silver Advisory Modify
      - **ESA - Endangered Silver Advisory**
      - EBA - Blue Alert

Entry



## Authorization Information

- ❖ Anything with an \* is a required field.
- ❖ Agency phone should be a number where media and public can reach out with tips and information.
- ❖ Only one of the two questions needs to be answered in order to activate alert.

UCJIS Home ESAL x

Entry

Endangered Silver Alert Entry

Authorization

ORI: \*

Contact phone number: \*

\*Do NOT activate a Silver Alert if you cannot answer Yes to one of the questions below.

\*\*This message will immediately go to law enforcement and the media.

Is this believed to be an adult over 60 years of age?: \*  Yes  No

Is this believed to be an adult under 60 years of age with dementia?: \*  Yes  No

Entry



# Endangered Persons Information

- ❖ Provide all available information.
  - If you enter the Height and Weight be sure to enter it using three digits.
  - In the Name field, avoid using commas. Spaces can be added as needed.
  - Please note that the Age field is required because of HB 215.
  - Be very specific when providing last known location.
  - In the Description field, include any information that will help in recovering the endangered person. *There are no limits with this field.*

### Endangered Person's Information

Name: *	<input type="text" value="ENTER NAME"/>		
Age: *	<input type="text" value="ENTER AGE"/>		
Height:	<input type="text" value="ENTER HEIGHT"/>	Weight:	<input type="text" value="ENTER WEIGHT"/>
Eye Color: *	<input type="text" value=""/>	Hair Color: *	<input type="text" value=""/>
Gender: *	<input type="text" value=""/>	Race: *	<input type="text" value=""/>
Clothing:	<input type="text" value="ENTER CLOTHING"/>		
Medical Needs:	<input type="text" value="ENTER MEDICAL NEEDS"/>		
Last Known Location: (Be specific, give address if possible) *	<input type="text" value="ENTER LAST KNOWN LOCATION"/>		
Description: *	<input type="text" value="ENTER DESCRIPTION"/>		
Resident City: *	<input type="text" value="ENTER RESIDENT CITY"/>	Resident County: *	<input type="text" value="ENTER RESIDENT COUNT"/>
Destination: (Be specific, give address if possible)	<input type="text" value="ENTER DESTINATION"/>		
Time of last known location: *	<input type="text" value="MMDDYYYY"/>	<input type="text" value="HH"/>	<input type="text" value="MM"/>



# Vehicle Information

- ❖ If suspect is believed to be in a vehicle, you will be able to enter that information in this portion.
  - Avoid using abbreviations in the Make, Model, and Color.
  - If this does not apply to the alert, please leave information fields blank.

Vehicle Information - If vehicle in use or suspected

Vehicle Information:

License Plate Number:  License Plate State:

Vehicle Year:  Vehicle Style:

Avoid Abbreviations!

Vehicle Make:

Avoid Abbreviations!

Vehicle Model:

Avoid Abbreviations!

Vehicle Color:



## **! Be aware**

Once you hit "SUBMIT", the screen does not change. Exit using the "X" at top right hand corner. If you keep pressing SUBMIT, it will duplicate the alert!

# Silver Alert: Modify/Cancel

Transaction:  
**ESAM**

UCJIS  
Utah Criminal Justice  
Information System

TRANSACTION CODE

Close All

UCJIS Home

- + Favorites
- + Person
- + Vehicle
- + Article
- + Gun
- Messaging
  - LOCAL
    - + Broadcast Messages
    - Alerts
      - UAA - UAA Amber Alert
      - UAAM - Amber Alert Modify
      - EMA - Endangered Missing Advisory
      - **ESAM - Endangered Silver Advisory Modify**
      - ESA - Endangered Silver Advisory
      - EBA - Blue Alert

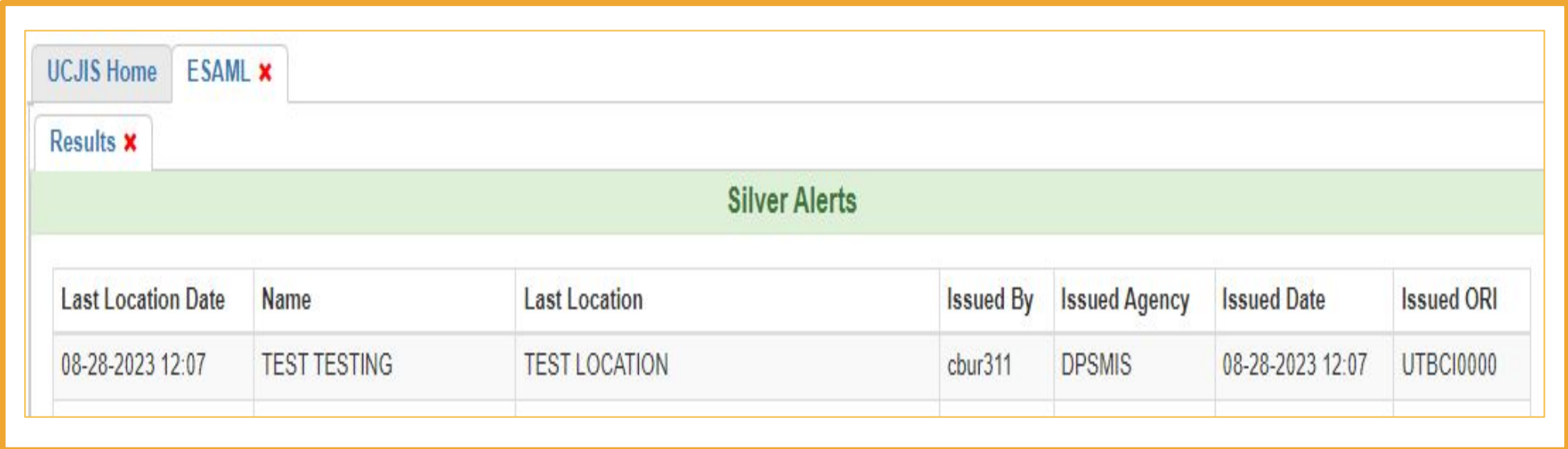
Modify





# Silver Alert Modify

- ❖ Each agency is responsible for entering, modifying, and canceling their own Silver Alert.
  - If new information is found or needs to be changed on the alert, go back using the ESAM transaction and update it.



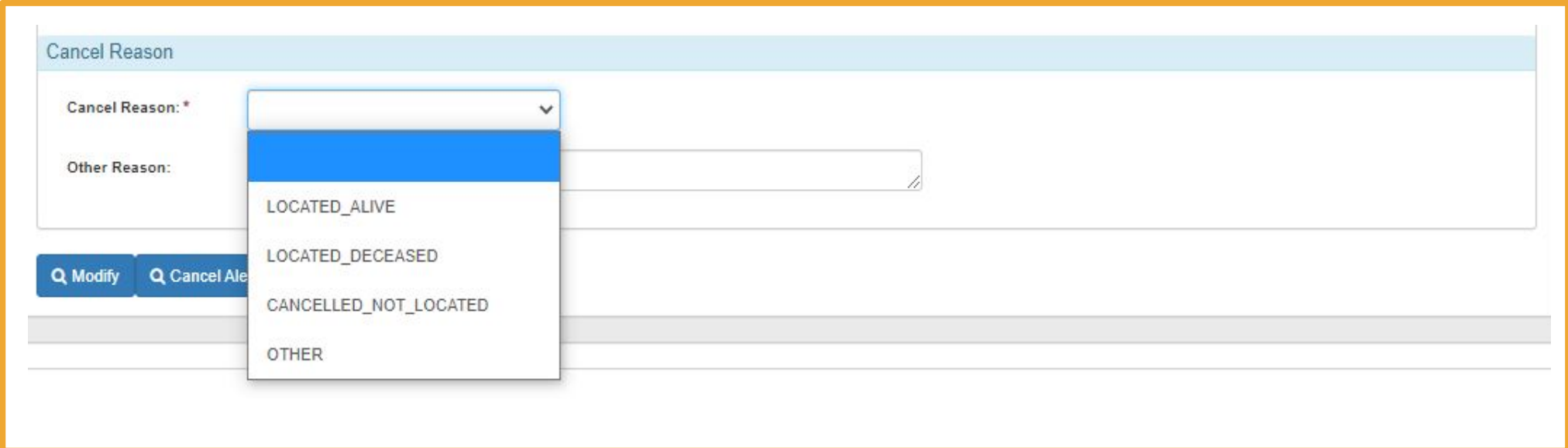
The screenshot shows a web interface for the Utah Criminal Justice Information System (UCJIS). At the top, there are navigation tabs for 'UCJIS Home' and 'ESAML' with a red 'x' icon. Below the tabs is a 'Results' tab with a red 'x' icon. The main content area is titled 'Silver Alerts' and contains a table with the following data:

Last Location Date	Name	Last Location	Issued By	Issued Agency	Issued Date	Issued ORI
08-28-2023 12:07	TEST TESTING	TEST LOCATION	cbur311	DPSMIS	08-28-2023 12:07	UTBCI0000



## Silver Alert Cancel

- ❖ After missing person has been located, please remember to come back and cancel alert.
- ❖ If for any reason you are unable to modify or cancel the Alert, please contact CIC for assistance @ 801-965-4446.



Cancel Reason

Cancel Reason: \*

Other Reason:

LOCATED\_ALIVE

LOCATED\_DECEASED

CANCELLED\_NOT\_LOCATED

OTHER

Modify Cancel Alert



# Silver Alert Cancel

- ❖ Cancellation reason must be provided, if “Other” is selected, an explanation will need to be included, otherwise it will be rejected.



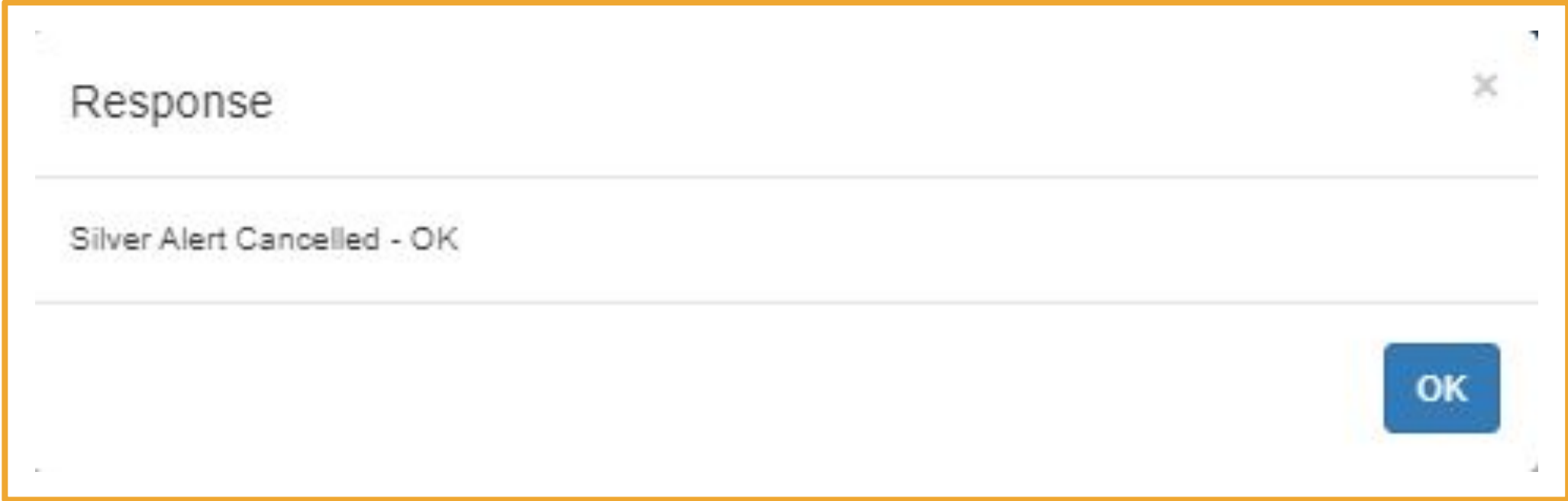
Validation Error

If you are Cancelling you must provide a Reason, if the Reason selected is OTHER you must enter text indicating what the OTHER reason is

OK



# Silver Alert Cancel



*Please remember to periodically check and make sure all your canceled Silver alerts have been cleared from UCJIS. They don't automatically expire or come off the system!*



# Blue Alert

The Blue Alert system is to help law enforcement with the means to speed the apprehension of violent criminals who kill or seriously injure local, state, or federal law enforcement officers, personnel, and the community.

It is a cooperative effort between the Department of Public Safety, Department of Transportation, the Division of Emergency Management, broadcasters, law enforcement agencies, and the general public.

It is a Utah statewide alert only. If it is believed that the suspect is leaving Utah, please issue an AM message through Nlets.



# Blue Alert

## Criteria

The term Blue ALERT means information sent through the network relating to:

- The serious injury or death of a law enforcement officer in the line of duty or,
- An officer who is missing in connection with the officer's official duties or,
- An imminent and credible threat that an individual intends to cause the serious injury or death of a law enforcement officer.

Utah's definition of injured or assaulted from Utah Criminal Code 76-1-601:

(11) "Serious bodily injury" means bodily injury that creates or caused serious permanent disfigurement, protracted loss or impairment of the function of any bodily member or organ, or creates a substantial risk of death.

Or

(12) "Substantial bodily injury" means bodily injury, not amounting to serious bodily injury, that creates or causes protracted physical pain, temporary disfigurement, or temporary loss or impairment of the function of any bodily member or organ.



# Procedure and Dissemination

- ❖ Agency administrator must approve the alert before it is entered into UCJIS.
- ❖ The issuing agency must contact the UCJIS Help Desk at 801-503-5566 to inform them that a Blue Alert is being issued.
- ❖ All Utah law enforcement agencies will receive a New Broadcast Message.
- ❖ UCJIS Help Desk will email the Media.
- ❖ The Media who requested to be notified will broadcast the message.
- ❖ The Traffic Operations Control (TOC) may activate the freeway signs if warranted.



# Blue Alert: Entry - UCJIS

Transaction:  
**EBA**

UCJIS  
Utah Criminal Justice  
Information System

TRANSACTION CODE

Close All

UCJIS Home

- + Favorites
- + Person
- + Vehicle
- + Article
- + Gun
- Messaging
  - LOCAL
    - + Broadcast Messages
    - Alerts
      - UAA - UAA Amber Alert
      - UAAM - Amber Alert Modify
      - EMA - Endangered Missing Advisory
      - ESAM - Endangered Silver Advisory Modify
      - ESA - Endangered Silver Advisory
      - EBA - Blue Alert

Entry





# Blue Alert: Entry - UCJIS

Destination: ALL LAW.

Message should begin:  
Blue Alert

Then add all information that  
will assist law enforcement in  
apprehending the suspect.

\*Remember to end with your agency's  
name and contact number.

The screenshot shows the UCJIS Blue Alert Entry form. At the top, there are tabs for 'UCJIS Home' and 'EBAL'. Below that is an 'Entry' tab. The main heading is 'Blue Alert Entry'. The form is divided into two sections: 'Originating Agency Identifier' and 'Message Details'. In the 'Originating Agency Identifier' section, the 'ORI:' field is set to 'UTBCI0000'. In the 'Message Details' section, the 'Destination(s):' field is set to 'ALLLAW'. The 'Message:' field contains the text: 'BLUE ALERT OPERATOR/MMARTINT AGENCY/UTBCI0000 TUE APR 30 14:37:47 GMT-600 2024'. At the bottom left, there is a blue 'Submit' button with a magnifying glass icon.



# Blue Alert: Entry - UCJIS

❖ Message should read something like this:

BLUE ALERT - ARMED SUSPECT PROCEED WITH EXTREME CAUTION. UHP TROOPER SHOT AT MM 137 ON I-15 SOUTH BOUND. WAS LAST SEEN DRIVING SOUTH ON I-15 IN A SILVER CHEVY MALIBU, VEHICLE LICENCE PLATE NUMBER 123ABC. CONTACT BCI PD UTBCI000 AT 801-965-4446.

UCJIS Home EBAL x

Entry

Blue Alert Entry

Originating Agency Identifier

ORI: \* UTBCI0000

Message Details

Destination(s): \* ALLLAW

Message: \* BLUE ALERT OPERATOR/MMARTINT AGENCY/UTBCI0000 TUE APR 30 14:37:47 GMT-600 2024

Submit



# Blue Alert: Canceling

Transaction: **EBA**

- ❖ When there is no longer the need for the Blue Alert, the issuing agency is responsible for cancelling.
- ❖ To cancel, agency must use the same transaction code that was used to create the alert (EBA).
  - It is very important that when the EBA is cancelled, the issuing agency contact the BCI UCJIS Help Desk and let them know that the EMA is being cancelled.

Destination: **ALL LAW**

Cancellation message should read:  
CANCEL BLUE ALERT, SUSPECT HAS BEEN  
LOCATED/APPREHENDED.



# Scenario:

**Mom calls into agency, reports her and dad got into an argument and he decided to take child on a fishing trip, it has now been a few hours and they have not returned, nor is he answering her calls, should this be an AMBER Alert?**

No, this case does not to meet criteria. Just because parents got into an argument does not mean dad has kidnapped child, or he/she is in serious danger.

However, mom's concerns should still be validated, and agency may need to investigate further to decide if EMA should be activated.



## Scenario:

**Angela calls her local police department and reports that she hasn't seen her roommate, Tina, in a few days. Angela discloses that lately, Tina has been hanging out with a male friend whose behavior has raised a few concerns. She says she called Tina's work and they said she has also been absent for almost a week which is unlike Tina. After searching Tina's room, Angela found Tina's wallet and her cell phone. What alert should the agency submit?**

Based on the details provided, Tina appears to be an adult. There's no sighting of an abduction, but there is enough information for suspicious circumstances. The agency has enough to submit an EMA.



## Scenario:

**Mrs. Sanchez, an elderly 75 year old lady, left to go on a walk early in the morning. It has now been a few hours and she has not returned. When talking to her daughter, she says Mrs. Sanchez has been acting different lately, she appears to be distracted a lot, at times even confused, and forgetting details of her daily life. What alert should your agency issue?**

Based on the information provided, this would appear to be a Silver Alert.



## Scenario:

**A few people outside the mall report seeing a child forced into a vehicle by an adult. The child seemed very scared, was crying and trying their best to pull away. Several witnesses were able to get vehicle plate information and a good description of the child and suspect. Does this meet the criteria for an AMBER Alert?**

Yes, based on the details provided, agency has enough to submit alert.



## Scenario:

**Lisa's dad woke up to find her missing. She is presumed to have disappeared during the night and her parents have no idea where she left to, or if she is was taken. During the investigation they learn she has been in contact with a male adult through online chats, and they have run away together. Lisa is only 13 yrs old, and left on her own will. The law enforcement agency is not sure if this case meets the criteria for an AMBER alert or EMA, which should they submit?**

Because she is only 13, Lisa is not of age to give legal consent, therefore this can be considered as an abduction and assume she is in serious danger. If enough information is available to alert the public, agency should send out AMBER alert. Otherwise, an EMA would be appropriate.





## Scenario:

**Jackson is an autistic teenager who often wanders away from his family when outside at public events. During a youth baseball game, which Jackson and his family were viewing, Jackson seems to have disappeared. After a search in the immediate area, Jackson cannot be found and the family notifies law enforcement.**

There is no sign of abduction or immediate danger for Jackson, however; since he is an autistic individual he would qualify for a Silver Alert to be issued on his behalf.



# Resources

- Utah CART Team:
  - Available at your disposal if your agency issues an AMBER Alert
  - Can assist your agency with logistic, intel, investigation, etc.
  - Available 24/7.
- SIAC's Automatic License Plate Recognition System (ALPR)

If your agency needs assistance locating a vehicle you can contact SIAC at their on call number 801-965-3838
- NCMEC

Will be automatically notified once missing person is changed to AA in NCIC

*1-800-the-lost (1-800-843-5678)      <https://www.missingkids.org>*



## Websites and Contact Information:

AMBER Alert Webpage: <https://alert.utah.gov/>

Utah Silver Alert Webpage: <https://silveralert.utah.gov/>

BCI Missing Persons Website: <https://bci.utah.gov/missing-persons/>

BCI Website:

<https://bci.utah.gov/utah-amber-alert-and-missing-person-advisory/>

## AMBER Alert Coordinators

Ofa Vaisima

[ovaisima@utah.gov](mailto:ovaisima@utah.gov)

Alex Martinez

[mmartinez@utah.gov](mailto:mmartinez@utah.gov)



Questions?



# THANK

# YOU

