

AMBER Alert

America's Missing Broadcast Emergency Response
TAC Conference 2023



Utah AMBER Alert Plan

Administered through the Department of Public Safety, Utah Bureau of Criminal Identification



Utah AMBER Alert Plan Background:

- Utah adopted the AMBER Alert plan April 2, 2002.
- Originally known as Rachael Alert.
- First Rachael Alert June 5, 2002.
- Utah was the 5th state to adopt a statewide plan.
- 73 AMBER Alerts.



Utah AMBER Alert Protocol:

- Criteria is met.
- Law enforcement authorization.
- Contact DPS CIC help desk *before* submitting alert.
 - *Mandatory*
- UAA transaction on UCJIS entered by agency or dispatch center.
- AMBER Alert transmitted.



Utah AMBER Alert Criteria:

- Law enforcement believes it is a child abduction?
- 17 years of age or younger?
- Imminent danger, serious bodily injury or death?
- Agency has enough information to assist the public in the safe recovery of the victim or apprehension of the suspect?



- + Favorites
- + Person
- + Vehicle
- + Article
- + Gun
- Messaging ←
- + NLETS
- LOCAL →
- + Broadcast Messages
- + BCI Functions
- + Logs
- + MOTD
- Alerts →
- UAA - UAA Amber Alert
- UAAM - Amber Alert Modify
- ESA - Endangered Silver Advisory
- EMA - Endangered Missing Advisory
- EBA - Blue Alert
- UHS - UHS Utah Homeland Security Msg
- ESAM - Endangered Silver Advisory Modify

Notice

Agencies must contact BCI at 801-503-5566 prior to issuing a Utah AMBER Alert. WEA messages are disabled between 10 PM and 7 AM.

OK

Black-out Window

- Request has to be submitted through CIC or AMBER Alert coordinators for WEA messages to be sent out if alert is between 10:00 PM-7:00 AM).

Utah Amber Alert

WEA messages are disabled between 10 PM and 7 AM.

Current time is NOT within blackout window - WEA message WILL be sent!

Authorization

ORI: *

Contact phone number: *

Authorizing Administrator: *

* Do NOT activate an AMBER ALERT if the answer is NO to any of these questions.

** The alert is not to be used for cases involving custodial disputes or runaways that don't meet the criteria.

*** This message will immediately go to law enforcement, the media, and the public.

 Yes No

Is this believed to be a child abduction?: *

 Yes No

Is this child 17 years of age or younger?: *

 Yes No

Is the victim believed to be facing imminent danger, bodily harm or death?: *

 Yes No

Is there information that could assist the public in the safe recovery of the victim or apprehension of a suspect?: *

Agency Information:

- Agency phone number should be a number the media and public can contact.
- Authorizing administrator will be the person responsible for authorizing the AMBER Alert.
- e.g. Lieutenant, Chief or Sheriff.



Abduction Information

- Date and time should be the exact time of the abduction.
 - If abduction time is not known, please use earliest believed abduction time possible.
 - AM/PM has been added and no military time can be entered now.
- Abduction location **should never** be the exact physical address or location of the abduction.
- NIC # is not mandatory, but the abducted child should already be entered into NCIC.
- Caution would pertain to the suspect or POI.

Abduction Information

Non Family Abduction: Yes No

Abduction Date Time: *

Abduction City Location: *

Caution:



Victim Information

To add additional victims, use the plus button on the right

Victim			
Name:*	<input type="text" value="ENTER NAME"/>	Date of Birth:	<input type="text" value="ENTER DOB MM/"/>
Age (years):	<input type="text" value="ENTER AGE"/>	Height:*	(FEET) <input type="text"/> (INCHES) <input type="text"/>
Weight:*	<input type="text" value="ENTER WEIGHT"/>	Eye Color:	<input type="text"/>
Hair Color:*	<input type="text"/>	Race:*	<input type="text"/>
		Gender of Victim:*	<input type="text"/>
Clothing:	<input type="text" value="ENTER CLOTHING"/>		
Medical Needs:	<input type="text" value="ENTER NEEDS"/>		
Image:	<input type="button" value="Choose File"/> No file chosen		



Victim Information


- All descriptors are NCIC format.
- DOB and/or age is required but not both.
 - When DOB is not known but there is an approximate age then you would use AGE field.
- Name format is first name last name e.g. Yogi Bear.
- Special needs and clothing are free text.
 - Do not use “Last seen in”.
- Special needs would describe medications, disabilities or other life threatening issues for the victim.



Suspect Information

Suspect / Person of Interest Information

To add additional suspects / persons of interest, use the plus button on the right

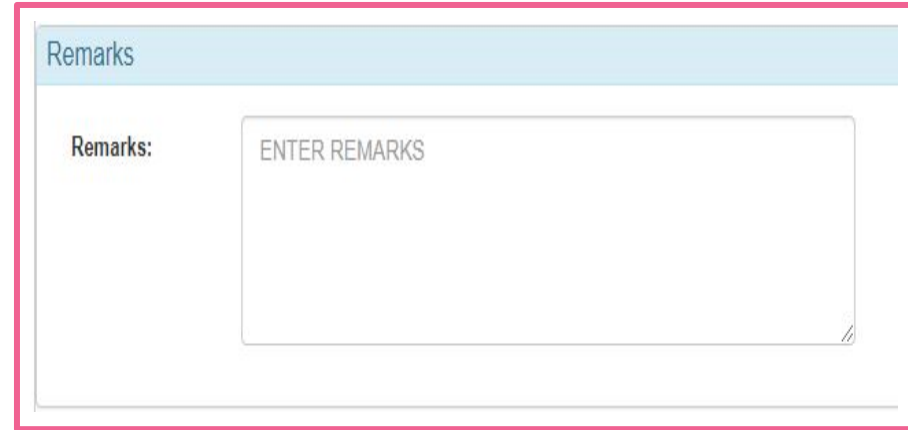
Suspect			
Type:	<input type="text"/>	Name:	<input type="text" value="ENTER NAME"/>
Date of Birth:	<input type="text" value="ENTER DOB"/>	Age (years):	<input type="text" value="ENTER AGE"/>
Height:	<input type="text" value="(FEET)"/> <input type="text"/>	Weight:	<input type="text" value="ENTER WEIG"/>
	<input type="text" value="(INCHES)"/> <input type="text"/>	Eye Color:	<input type="text"/>
Race:	<input type="text"/>	Hair Color:	<input type="text"/>
		Gender:	<input type="text"/>
Clothing:	<input type="text" value="ENTER CLOTHING"/>		
Marks:	<input type="text" value="ENTER MARK"/>		
Image:	<input type="button" value="Choose File"/> No file chosen 		

- All descriptors are NCIC format.
- Name does not have to be known.
- DOB and/or age is required but not both.
 - If DOB is not known but there is an approximate age use AGE field.
- Descriptors are NCIC format.
- Clothing is free text.
 - Do not use “Unknown clothing”, if unknown, leave field empty.
- Identifying marks may include all SMT’s or additional features.



Remarks Field

- Up to 500 characters for all pertinent information regarding the AMBER Alert
- Make sure to add the name of your agency
- Free text
- **Required field**



The image shows a screenshot of a software interface for entering remarks. It features a light blue header bar with the word "Remarks" in white text. Below the header, the word "Remarks:" is displayed in a dark font. To the right of this label is a large, empty rectangular text input box with a thin grey border. Inside the input box, the text "ENTER REMARKS" is written in a light grey, all-caps font. The entire interface is enclosed in a pink border.



Dissemination

<input checked="" type="radio"/> Yes <input type="radio"/> No	Save Amber Alert (UCJIS Database) *
<input checked="" type="radio"/> Yes <input type="radio"/> No	UCJIS Alert Message (Law Enforcement) *
<input checked="" type="radio"/> Yes <input type="radio"/> No	DPS Email List (DPS Admin) *
<input checked="" type="radio"/> Yes <input type="radio"/> No	Back up Emergency Alert System E-mail (Media) *
<input checked="" type="radio"/> Yes <input type="radio"/> No	FEMA/IPAWS Emergency Alert System (Media -> Radio/TV) *
<input checked="" type="radio"/> Yes <input type="radio"/> No	FEMA/IPAWS Wireless Emergency Alert System (Public -> Cell Phones) *
<input checked="" type="radio"/> Yes <input type="radio"/> No	Amber Alert Web Page (Public) *
<input checked="" type="radio"/> Yes <input type="radio"/> No	DPS Twitter Accounts (Public) *
<input type="radio"/> Yes <input checked="" type="radio"/> No	DPS Facebook Accounts (Public) *
<input type="radio"/> Yes <input type="radio"/> No	Banner on utah.gov websites *

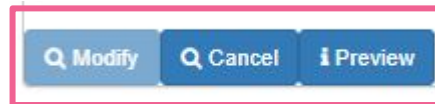
Dissemination Screen

Pre selected fields cannot be changed, they are only there to show who and where AMBER Alert will be disseminated to.



AMBER Alert: *Modify and Cancel*

- Transaction: UAAM
- Each agency is responsible for entering, modifying, and canceling their own AMBER Alert.
 - If for any reason you are unable to modify or cancel the Alert, please contact CIC for assistance @ 801-965-4446.
- Use the remarks field to update the cancellation e.g. “The AMBER Alert for _____ is being cancelled. Child has been located safely. Thank you”.
 - **This is required***
- When you click cancel, a notice will appear at the top of the screen asking you if you are sure you want to cancel the alert.



NCIC Entry

- The abducted child should be entered into NCIC .
 - It is not mandatory before issuing the AMBER Alert.
- CA (child abduction) should be added in the MNP field until the AMBER Alert is issued.
 - Once issued it should be modified to AA.
 - The caveat will read: AMBER Alert issued for this child.
- Suspect is always to be listed as Wanted, not Missing.
 - If you do not have a warrant for the Suspect, enter them using the Temporary Felony option.



NLETS

Out of State AMBER Alert Request

- DPSCIC are the only one that can send an NLETS AMBER Alert.
- If the Suspect or Person of Interest may travel out of state call DPSCIC at 801-965-4446 and request they issue an NLETS AMBER Alert to surrounding states or nationwide.



No Law Enforcement sensitive information should be added to the AMBER Alert e.g. social security numbers, addresses, sexual orientation, driver's license numbers or criminal history, if such information needs to be shared please use a broadcast message to share between agencies.





Quick Agency Reminders

- **Mandatory** to call DPS CIC at 801.503.5566 and notify BCI that an AMBER Alert is being issued before the alert is sent out.
 - This number is for AMBER Alerts only.
- Each agency is responsible for entering, modifying and canceling their own Alert through UCJIS.
- Only pertinent information that will assist the media and the public in the recovery should be added to the AMBER Alert.
- Alert will stay active until it is cancelled, it does not automatically expire.
- Agency must agree to meet with AMBER Alert Committee after for a review.



EMA Alert

Endangered Missing Advisory Alert



Endangered Missing Advisory Alert

- Disseminates to media and law enforcement.
- Missing or Endangered persons that do not meet AMBER criteria.
- Endangered missing person of any age that requires urgency due to the circumstance.



EMA Guidelines

- Person is missing.
 - Family believes circumstances are suspicious.
- Person in danger.
 - Age.
 - Health.
 - Environment.
 - Mental Disability.
 - Weather conditions.
 - In the company of a dangerous person.



Qualifying Endangered Persons

- Internet enticed.
- Adult Abduction (*18yrs old+*)
- Missing college students.
- Persons that have wandered away from care facilities.
- Overdue travelers (weather).
- Autistic individuals.



Endangered Missing Advisory Protocol

- Contact DPSCIC at **801-965-4446** to let them know the EMA is being issued/cancelled.
- Your EMA will go out to all law enforcement so you can add any and all information that they may need.



EMA Dissemination

- All Utah law enforcement receive the EMA.
- Media signed up will receive it.
- No TOC signs.
 - TOC will activate signs if warranted/serious.
- No email or cell phones will be activated.



Have you heard of the Ashanti Alert Act?

The Nation Ashanti Alert Act is named in honor of Ashanti Billie, who was abducted and killed in 2017. Ashanti Alerts provide for rapid dissemination of information to law enforcement agencies, media, and the public about adults who have been reported missing, along with suspect information in cases of suspected abduction.

Utah does not have an Ashanti Alert, but the EMA alert is equivalent, meets and exceeds the criteria.



Questions?



Ofa - ovaisima@utah.gov

Alex - mmartinez@utah.gov

