

AMBER Alert

America's Missing Broadcast Emergency Response

Utah AMBER Alert Plan

Administered through the Department of
Public Safety, Utah Bureau of Criminal
Identification.



Utah AMBER Plan Background

- Utah adopted the AMBER Alert plan April 2, 2002.
- Originally known as Rachael Alert.
 - Changed to AMBER on April 11th, 2003.
- First AMBER (Rachael at the time) Alert June 5, 2002.
- Utah was the 5th state to adopt a statewide plan.
- 69 AMBER Alerts.

Rachel Marie Runyan



- Kidnapped on August 26, 1982 in Sunset, Utah.
- Rachael's body was found 24 days later in Weber Canyon.
- Abduction and murder remain unsolved.
- Rachael Runyan Award honors Utah citizens who help in recovery of an abducted child.

AMBER Alert Protocol

- **Must meet criteria.**
 - Confidently answer yes to all 4 questions.
- **Law enforcement authorization.**
- **Contact DPS CIC help desk before submitting alert.**
 - Will need to provide point of contact information for AMBER ALert Coordinator to reach out.
 - Mandatory!
- **UAA transaction on UCJIS entered by agency or dispatch center.**
- **AMBER Alert transmitted.**

Criteria: Must answer YES to all 4

- Law enforcement believes it is a child abduction?
 - *Forcibly taken against their will.*
 - *Taken by NON-Custodial parent (must meet **all** criteria and not a custody dispute).*
- 17 years of age or younger?
- Imminent danger, serious bodily injury or death?
 - *Enough reason to believe child could face death or harm within a short time.*
- Law Enforcement has enough descriptive information to assist the public in the safe recovery of the victim or apprehension of the suspect?
 - *Victims/Suspect name, description etc.*

Utah AMBER Alert: Entry UAA



UCJIS Home



⊕ Favorites

⊕ Person

⊕ Vehicle

⊕ Article

⊕ Gun

→ ⊖ Messaging

⊕ NLETS

→ ⊖ LOCAL

⊕ Broadcast Messages

⊕ BCI Functions

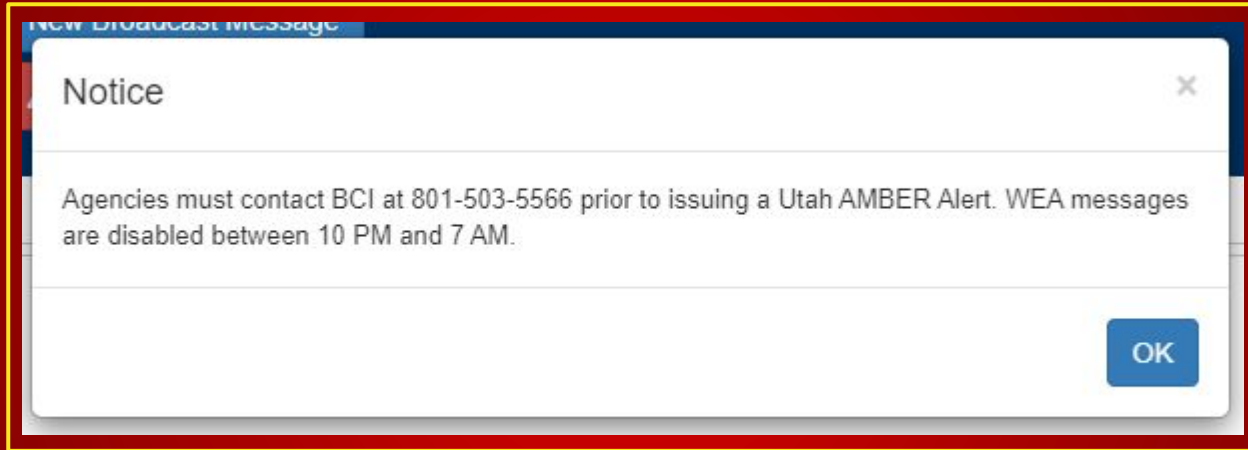
⊕ Logs

⊕ MOTD

→ ⊖ Alerts

- UAA - UAA Amber Alert ←
- UAAM - Amber Alert Modify
- ESA - Endangered Silver Advisory
- EMA - Endangered Missing Advisory
- EBA - Blue Alert
- UHS - UHS Utah Homeland Security Msg
- ESAM - Endangered Silver Advisory Modify

WEA Reminder



- Request has to be submitted through CIC or AMBER Alert coordinators for WEA messages during “Blackout window” (10:00 PM-7:00 AM).
 - Do not wait for it to be approved to send out alert.

Agency Information

- Agency phone number should be a number the media and public can contact.
- Authorizing administrator will be the person responsible for authorizing the AMBER Alert.
 - e.g. Lieutenant, Chief or Sheriff.

The screenshot shows the 'Utah Amber Alert' authorization form in the UCJIS system. At the top, there are tabs for 'UCJIS Home' and 'UAAAL x'. Below the tabs is a 'Query' button. The main heading is 'Utah Amber Alert'. A status message indicates that WEA messages are disabled between 10 PM and 7 AM, and that the current time is NOT within the blackout window, so a WEA message WILL be sent. The form is titled 'Authorization' and contains the following fields:

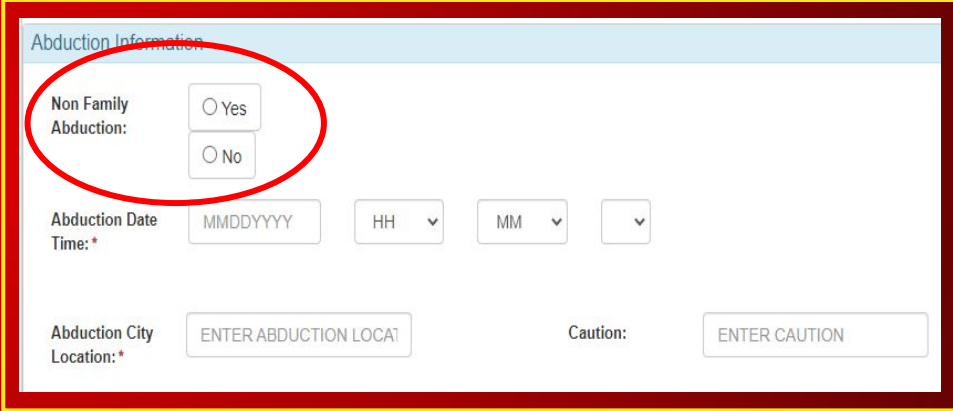
- ORt: * (Dropdown menu)
- Contact phone number: * (Text input field with placeholder 'ENTER CONTACT PHONE NUMBER') - A red arrow points to this field.
- Authorizing Administrator: * (Text input field with placeholder 'ENTER AUTHORIZING ADMINISTRATOR') - A red arrow points to this field.

Below the input fields, there are four questions with radio button options for 'Yes' and 'No':

- * Do NOT activate an AMBER ALERT if the answer is NO to any of these questions.
- ** The alert is not to be used for cases involving custodial disputes or runaways that don't meet the criteria.
- *** This message will immediately go to law enforcement, the media, and the public.
- Yes No Is this believed to be a child abduction?:*
- Yes No Is this child 17 years of age or younger?:*
- Yes No Is the victim believed to be facing imminent danger, bodily harm or death?:*
- Yes No Is there information that could assist the public in the safe recovery of the victim or apprehension of a suspect?:*

Abduction Information

- Date and time should be the exact time of the abduction.
 - If abduction time is not known, please use earliest believed abduction time possible.
 - AM/PM has been added and no military time can be entered now.
- Abduction location should never be the exact physical address or location of the abduction.
- NIC # is not mandatory, but the abducted child should already be entered into NCIC.
- Caution would pertain to the suspect or POI.



The screenshot shows a web form titled "Abduction Information". The form contains several fields and controls:

- Non Family Abduction:** A label followed by two radio buttons, "Yes" and "No". This entire section is circled in red.
- Abduction Date Time:*** A field for the date in MMDDYYYY format, followed by three dropdown menus for HH, MM, and a blank one.
- Abduction City Location:*** A text input field with the placeholder "ENTER ABDUCTION LOCALITY".
- Caution:** A text input field with the placeholder "ENTER CAUTION".



****TEST**TEST**TEST**TEST****

Utah AMBER Alert Issued

Non Family Abduction


Non Family Abduction

Victim Information

- All descriptors are NCIC format.
- DOB and/or age is required but not both.
 - When DOB is not known but there is an approximate age then you would use AGE field.
- Name format is first name last name e.g. Yogi Bear.
- Special needs and clothing are free text.
 - Do not use “Last seen in”.
- Special needs would describe medications, disabilities or other life threatening issues for the victim.

Victim Information

To add additional victims, use the plus button on the right

Victim			
Name: *	<input type="text" value="ENTER NAME"/>	Date of Birth:	<input type="text" value="ENTER DOB"/>
Age (years):	<input type="text" value="ENTER AGE"/>	Height: *	(FEET) <input type="text"/> (INCHES) <input type="text"/>
Weight: *	<input type="text" value="ENTER WEIG"/>	Eye Color: *	<input type="text"/>
Hair Color: *	<input type="text"/>	Race: *	<input type="text"/>
		Gender of Victim: *	<input type="text"/>
Clothing:	<input type="text" value="ENTER CLOTHING"/>		
Medical Needs:	<input type="text" value="ENTER NEEDS"/>		
Image:	<input type="button" value="Choose File"/> No file chosen 		



If multiple children are involved, please add individual information for each child.

Suspect or POI Information

- Name does not have to be known.
- DOB and/or age is required but not both.
 - If DOB is not known but there is an approximate age use AGE field.
- Descriptors are NCIC format.
- Clothing is free text.
 - Do not use “Unknown clothing”, if unknown, leave that empty.
- Identifying marks may include all SMT’s or additional features.

Suspect / Person of Interest Information

To add additional suspects / persons of interest, use the plus button on the right

Suspect	
Type:	<input type="text"/>
Name:	<input type="text" value="ENTER NAME"/>
Date of Birth:	<input type="text" value="ENTER DOB"/>
Age (years):	<input type="text" value="ENTER AGE"/>
Height:	<input type="text" value="(FEET)"/>
Weight:	<input type="text" value="ENTER WEIG"/>
	<input type="text" value="(INCHES)"/>
Eye Color:	<input type="text"/>
Hair Color:	<input type="text"/>
Race:	<input type="text"/>
Gender:	<input type="text"/>
Clothing:	<input type="text" value="ENTER CLOTHING"/>
Marks:	<input type="text" value="ENTER MARK"/>
Image:	<input type="text" value="Choose File No file chosen"/>




Multiple suspects/POI can also be added.

Vehicle Information

- If a partial plate is all that is known you can add the PP.
- If there is no additional descriptors available on the vehicle utilize the identifier field for dents, dings, cracked windshield etc.
- The vehicle information is the first piece of information that is shown on an AMBER Alert.
- Avoid using abbreviations.

Vehicle Information

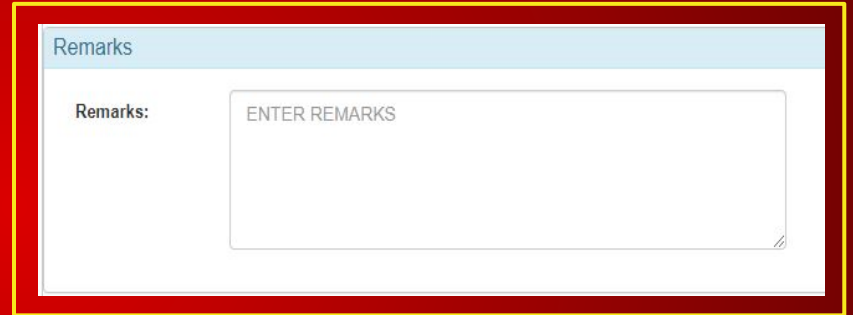
To add additional vehicles, use the plus button on the right



Vehicle	
License Plate Number:	<input type="text" value="ENTER LICEN"/> License Plate State: <input type="text" value="v"/>
Vehicle Year:	<input type="text" value="ENTER VEHI"/>
Avoid Abbreviations! Vehicle Make:	Avoid Abbreviations! Vehicle Model: <input type="text" value="ENTER VEHI"/>
Avoid Abbreviations! Vehicle Color:	<input type="text" value="ENTER VEHI"/>
Identifiers (such as: Dents and Dings):	<input type="text" value="ENTER IDENTIFIERS ABOUT VEHICLE"/>
Image:	<input type="button" value="Choose File"/> No file chosen

Remarks Field

- Up to 500 characters for all pertinent information regarding the AMBER Alert.
 - Please specify or provide as much detail information as to what kind of imminent danger the child is in.
- Make sure to add the name of your agency.
- Free text.
- Required field.



The image shows a screenshot of a web form. At the top, there is a light blue header bar with the word "Remarks" in a dark blue font. Below this header, the word "Remarks:" is displayed in a dark grey font. To the right of "Remarks:" is a large, empty text input field with a light grey border and a rounded bottom-right corner. Inside the input field, the text "ENTER REMARKS" is written in a light grey, all-caps font. The entire form area is enclosed in a yellow border.

Remarks Field Sample:

Do's



REMARKS/

DCFS WAS AWARDED CUSTODY IN COURT HEARING THIS MORNING DCFS HAS COURT ORDER AND WARRANT TO REMOVE CHILDREN. MOTHER FLED WITH CHILDREN AND REFUSED TO TURN OVER CHILDREN TO DCFS. LAW ENFORCEMENT HAS CREDIBLE INFORMATION THAT CHILDREN'S LIVES MAY BE IN DANGER.

REMARKS/

THE AMBER ALERT HAS BEEN CANCELED BY THE SOUTH SALT LAKE POLICE DEPARTMENT. THE CHILDREN HAVE BEEN LOCATED AND THEY ARE SAFE. THANK YOU FOR YOUR ASSISTANCE.

Don't

REMARKS/

2ND SUSPECT/DRT



Dissemination Screen



- Pre selected fields cannot be changed.
- Who and where AMBER Alert will be disseminated to.

Dissemination

<input checked="" type="radio"/> Yes	Save Amber Alert (UCJIS Database) *
<input type="radio"/> No	
<input checked="" type="radio"/> Yes	UCJIS Alert Message (Law Enforcement) *
<input type="radio"/> No	
<input checked="" type="radio"/> Yes	DPS Email List (DPS Admin) *
<input type="radio"/> No	
<input checked="" type="radio"/> Yes	Back up Emergency Alert System E-mail (Media) *
<input type="radio"/> No	
<input checked="" type="radio"/> Yes	FEMA/IPAWS Emergency Alert System (Media -> Radio/TV) *
<input type="radio"/> No	
<input checked="" type="radio"/> Yes	FEMA/IPAWS Wireless Emergency Alert System (Public -> Cell Phones) *
<input type="radio"/> No	
<input checked="" type="radio"/> Yes	Amber Alert Web Page (Public) *
<input type="radio"/> No	
<input checked="" type="radio"/> Yes	DPS Twitter Accounts (Public) *
<input type="radio"/> No	
<input type="radio"/> Yes	DPS Facebook Accounts (Public) *
<input checked="" type="radio"/> No	
<input type="radio"/> Yes	Banner on utah.gov websites *
<input type="radio"/> No	

Preview Alert information



Preview capability allows you to see what has been submitted.

“Preview Audio” to hear message that will be broadcasted.

The screenshot shows a web interface for submitting alerts. At the top, there are two buttons: 'Close Preview' and 'Preview Audio'. The 'Preview Audio' button is circled in red. Below the buttons, there are several text input fields for submitting alert information:

- Submit Status:** A text input field containing the text 'OK'.
- Emergency Alert System Message:** A text area containing the text: 'THIS IS A NON FAMILY ABDUCTION. THE SUSPECT IS IDENTIFIED AS PETER NOBODY. HE IS 5 FEET 9 INCHES TALL. HE HAS BROWN HAIR AND BROWN EYES AND ARROW TATTOO IN LEFT FOREARM. HE WAS LAST SEEN WEARING BLUE'.
- Wireless Emergency Alerts Message:** A text input field containing the text: 'NON FAMILY ABDUCTION. 123ABCD (UT), GRAY CHEVY MALIBU. SEE ALERT.UTAH.GOV'.
- Wireless Emergency Alerts Long Message:** A text input field containing the text: 'UTAH DEPARTMENT OF PUBLIC SAFETY: NON FAMILY ABDUCTION. 123ABCD (UT), GRAY'.

At the bottom of the interface, there are two circular logos: the Utah Department of Public Safety (DPS) logo on the left and the Utah Amber Alert logo on the right. The Amber Alert logo features a yellow and orange design with the text 'UTAH AMBER ALERT' and a graphic of a hand holding a phone.

Law Enforcement Sensitive Information

ABSOLUTELY NO Law Enforcement sensitive information should be added to the AMBER Alert e.g. social security numbers, addresses, sexual orientation, driver's license numbers or criminal history. If such information needs to be shared please use a broadcast message to share between agencies.



Submission Confirmation Response

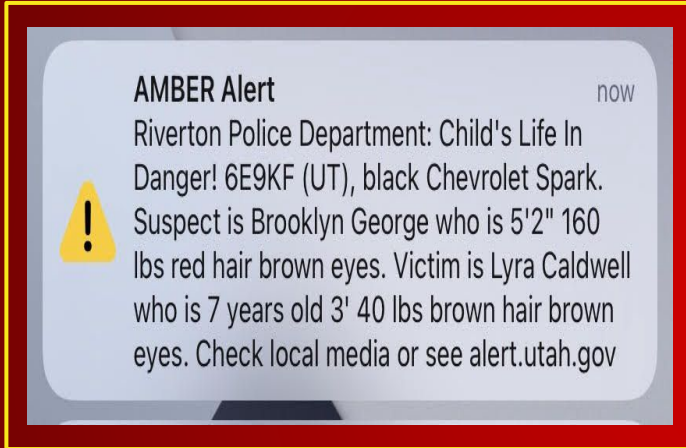


Instant Notification Methods:

- Highway Signs.
- Cell phones (WEA).
- Emails.
- BCI's Website.



WEA

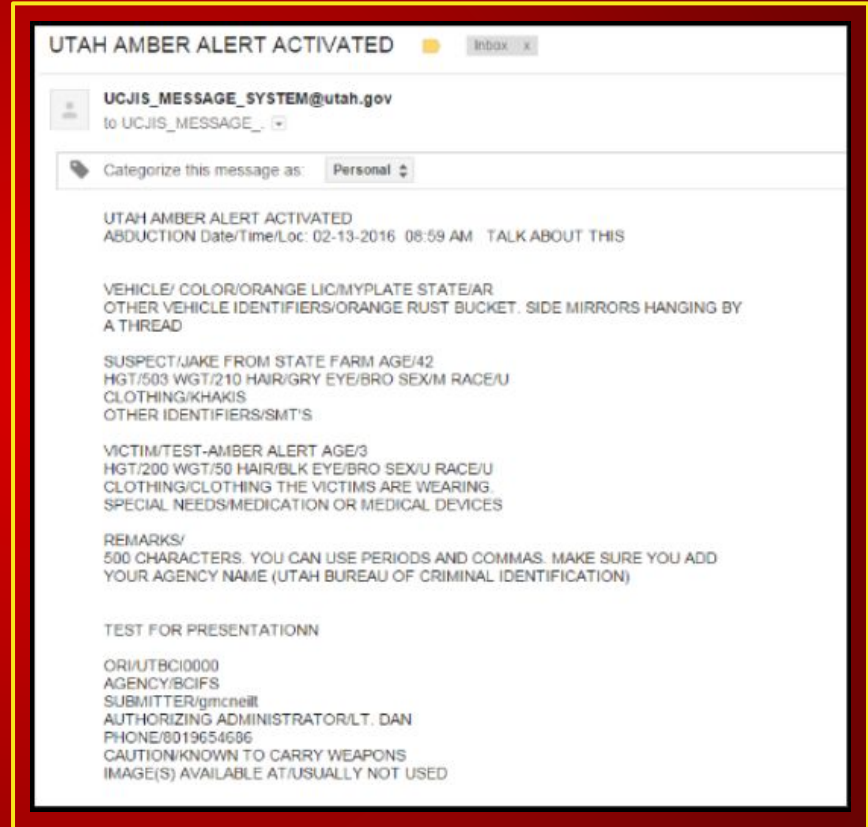


AMBER Alert now

Riverton Police Department: Child's Life In Danger! 6E9KF (UT), black Chevrolet Spark. Suspect is Brooklyn George who is 5'2" 160 lbs red hair brown eyes. Victim is Lyra Caldwell who is 7 years old 3' 40 lbs brown hair brown eyes. Check local media or see alert.utah.gov

The image shows a mobile notification with a yellow warning triangle icon on the left. The text is centered and includes details about a child abduction. The notification is set against a light blue background with rounded corners.

Email Notification (Media)



UTAH AMBER ALERT ACTIVATED Inbox x

UCJIS_MESSAGE_SYSTEM@utah.gov
to UCJIS_MESSAGE_

Categorize this message as: **Personal**

UTAH AMBER ALERT ACTIVATED
ABDUCTION Date/Time/Loc: 02-13-2016 08:59 AM TALK ABOUT THIS

VEHICLE/ COLOR/ORANGE LIC/MP/PLATE STATE/AR
OTHER VEHICLE IDENTIFIERS/ORANGE RUST BUCKET. SIDE MIRRORS HANGING BY A THREAD

SUSPECT/JAKE FROM STATE FARM AGE/42
HGT/503 WGT/210 HAIR/GRY EYE/BRO SEX/M RACE/U
CLOTHING/KHAKIS
OTHER IDENTIFIERS/SMT'S

VICTIM/TEST-AMBER ALERT AGE/3
HGT/200 WGT/50 HAIR/BLK EYE/BRO SEX/U RACE/U
CLOTHING/CLOTHING THE VICTIMS ARE WEARING
SPECIAL NEEDS/MEDICATION OR MEDICAL DEVICES

REMARKS/
500 CHARACTERS. YOU CAN USE PERIODS AND COMMAS. MAKE SURE YOU ADD YOUR AGENCY NAME (UTAH BUREAU OF CRIMINAL IDENTIFICATION)

TEST FOR PRESENTATIONNN

ORI/UTBCI0000
AGENCY/BCIFS
SUBMITTER/gmcneill
AUTHORIZING ADMINISTRATOR/LT. DAN
PHONE/8019654686
CAUTION/KNOWN TO CARRY WEAPONS
IMAGE(S) AVAILABLE AT/USUALLY NOT USED

The image shows an email interface with a white background and a yellow border. The text is left-aligned and includes a header, sender information, a categorization dropdown, and several sections of text providing details about the alert. The font is a clean, sans-serif typeface.

BCI Website



****TEST**TEST**TEST**TEST****

Utah AMBER Alert Issued

Non Family Abduction

DATE: TUE FEB 09, 2021 @ 02:25 PM MST
LOCATION: TEST CITY
CONTACT: UTAH DEPARTMENT OF PUBLIC SAFETY AT 80109654446 OR SIMPLY DIAL 9-1-1
DESC: 500 CHARACTERS, COMMAS AND PERIODS CAN BE USED. ADD YOUR AGENCY NAME HERE

Vehicle #1



PLATE: AAA111 (UT)
COLOR: RED
YEAR: 2013
MAKE: DODGE
MODEL: RAM

Suspect #1



NAME: TEST SUSPECT
BIRTH: 02/04/1995
AGE: 26
SEX: FEMALE
RACE: UNKNOWN
HEIGHT: 5'10"
HAIR: BROWN
EYES: GREEN

Victim #1



NAME: TEST-TEST VICTIM
BIRTH: 01/01/2019
AGE: 2
SEX: MALE
RACE: UNKNOWN
HEIGHT: 3'3"
WEIGHT: 35 LBS
HAIR: BROWN
EYES: BLUE
CLOTHING: TEST CLOTHING

Utah AMBER Alert: Modify / Cancel
UAAM

Modify / Cancel

- UAAM
- Select active AMBER Alert.
- Make necessary changes/updates.
- When canceling alert please use the remarks field to update the cancellation e.g. “The AMBER Alert for _____ is being cancelled. Child has been located safely. Thank you”.
 - This is required

UCJIS Home UAAML x

Results x

Amber Alerts

	Abduction Date	ic	ic	Issued Date	Issued ORI	
View IPAWS	12-15-2021 13:55	E		12-15-2021 13:57	UTBCI0024	
View IPAWS	12-15-2021 13:25	E		12-15-2021 13:29	UTBCI0024	
View IPAWS	04-19-2020 14:01	T		09-28-2021 01:05	UTBCI0024	
View IPAWS	04-19-2020 14:01	T		09-28-2021 00:59	UTBCI0024	
View IPAWS	04-19-2020 14:01	**TEST**	*TEST** SALT LAKE CITY	tgworkma DPSMIS	09-20-2021 12:09	UTBCI0024
View IPAWS	04-19-2020 14:01	**TEST**	*TEST** SALT LAKE CITY	tgworkma DPSMIS	09-18-2021 15:53	UTBCI0024
View IPAWS	04-19-2020 14:01	**TEST**	*TEST** SALT LAKE CITY	tgworkma DPSMIS	09-15-2021 18:34	UTBCI0024

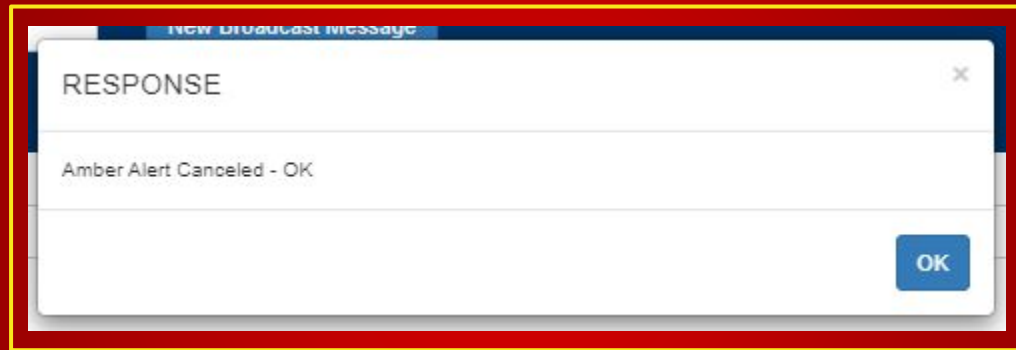
Modify **Cancel** **Preview**

*Make sure to click the correct option.

Modify / Cancel

- You will use the same process even if you have to modify the Alert several times.
- Each agency is responsible for entering, modifying and canceling their AMBER Alert.
 - If for any reason you are unable to modify or cancel the Alert, please contact CIC for assistance @ 801-965-4446.
 - Take screenshots and document errors for BCI to follow up on.
- Alert does not automatically expire, please remember to go back and cancel once child has been located.

Cancel Response:



Utah AMBER: NCIC

NCIC Entry

- **It's not mandatory before issuing the AMBER Alert, but the abducted child should already be entered into NCIC, or be entered as soon as possible.**
- **CA (child abduction) should be added in the MNP field until the AMBER Alert is issued.**
 - Once issued it should be modified to AA.
 - The caveat will read: AMBER Alert issued for this child.
- **Suspect is always to be listed as Wanted, not Missing.**
 - If you do not have a warrant for the Suspect, enter them using the Temporary Felony option.

NCIC Entry

AMBER ALERTISSUED FOR NIC/MXXXXXXXXX***AMBER ALERT***

1L0100193484
UTBC10000

***MESSAGE KEY QW SEARCHES WANTED PERSON FILE FELONY RECORDS REGARDLESS OF
EXTRADITION AND MISDEMEANOR RECORDS INDICATING POSSIBLE EXTRADITION FROM THE
INQUIRING AGENCY'S LOCATION. ALL OTHER NCIC PERSONS FILES ARE SEARCHED
WITHOUT LIMITATIONS.

AMBER ALERTISSUED FOR NIC/M580030731***AMBER ALERT***

MKE/MISSING PERSON ENDANGERED - CAUTION
MEDICATION REQUIRED

ORI/UTBC10000 NAM/TEST, IMA SEX/F RAC/U POB/UT DOB/19960211
HGT/402 WGT/098 EYE/BLU HAI/BLN
MNP/AA DLC/20090528 OCA/TEST123
NOA/N

DNA/N

ORI IS UT BU CRIM IDENT SALT LAKE 435 835-2345
NIC/M580030731 DTE/20090528 1238 EDT DLU/20090528 1238 EDT

END OF RECORD

NCIC Entry: AA Code

- AA code in NCIC does not change the procedures or protocols for activating an AMBER Alert.
- Provides a method of alerting law enforcement to the status of the missing child.
- Generates immediate notifications to the FBI and the National Center for Missing and Exploited Children aka NCMEC, enabling them to deploy resources when needed.

NLETS: Request for out of state AMBER Alert

If the child is known to be out of state already, an AMBER alert should not be issued in Utah, instead the agency has the option of issuing an NLETS alert.

- **Child must have been entered into NCIC prior to NLETS alert being issued.**
- **NLETS alerts can only be sent by the CIC Help Desk upon request from Law Enforcement agency, this request can be made by calling the CIC Help Desk at 801-965-4446.**
- **NLETS AMBER Alert can be issued to surrounding states or nationwide.**
- **Out of state AMBER Alert coordinator might request additional information.**

Wireless Emergency Alerts

WEA

WEA

- **Automatically sent out between 7A.M. and 10P.M.**
- **Blackout window from 10 P.M. to 7 A.M.**
 - Can be requested under special circumstances.
 - Must be approved by the commissioner.
 - If child has not been located by 7 A.M agency can request CIC to send WEA message.
- **Will only be sent out once.**
 - If modification is made information on AMBER Alert will be automatically updated.

AMBER Review

Mandatory

AMBER Review

- If your agency issues an AMBER Alert, you will be contacted by BCI for an AMBER Review.
- Review attendees.
 - AMBER Alert Advisory Steering Committee:
 - DPS Communications, BCI management, AMBER Alert coordinators, Media Broadcasters Association, TOC.
 - Issuing Law Enforcement Agency.
- AMBER Review.
 - Reviewing events that led up to issuance of the AMBER Alert.
 - Did it meet the criteria?
 - Case summary (Including but not limited to time frames, location where child was located, assisting agencies, and charges filed)
 - Were there any issues?
 - Any suggestions to make the process better?

AMBER Alert Resources

AMBER Alert Resources

- **Utah CART Team:**
 - Utah CART Team is available at your disposal if your agency issues an AMBER Alert.
 - They can assist your agency with logistic, intel, investigation, etc.
 - They are available 24/7.
- **NCMEC**
 - Will be automatically notified once missing person is changed to AA in NCIC.
 - 1-800-the-lost (1-800-843-5678).
- **SIAC's Automatic License Plate Recognition System (ALPR)**
 - If your agency needs assistance locating a vehicle you can contact SIAC at their on call number **801-965-3838**.

Agency Responsibilities

- Each agency is responsible for issuing their own AMBER Alert.
 - If needed, agency can contact the dispatch center, communications center or records department to enter the AMBER Alert information in UCJIS.
- Should have an established protocol to govern their use of the Amber Alert Plan within the agency's child recovery plan.
- Train all law enforcement personnel for their agency on the AMBER Alert criteria and notification process.
- Must agree to designate correct personnel who have the authority to issue the AMBER Alert, and to abide by the established criteria and activation procedure and all other components of the plan.
- Must agree to meet with the AMBER Alert Advisory Committee for a review to go over the timeline and answer any questions following an AMBER Alert.

Do's and Don'ts



- Call CIC before issuing AMBER Alert.
- Call CIC if you need assistance, modifying or canceling alert.



- Do not enter exact location of abduction.
- Do not wait for WEA to be approved during blackout window to issue Alert.
- If you do not have the information, do not guess.
- Cannot issue an AMBER Alert with no known information on victim (Name, age, etc)

Agency Reminders

- Mandatory to call DPS CIC at 801.503.5566 and notify BCI that an AMBER Alert is being issued BEFORE the alert is sent out, and when it's being canceled.
 - This number is for AMBER Alerts only.
- Each agency is responsible for entering, modifying and canceling their own AMBER Alert through UCJIS.
- Only pertinent information that will assist the media and the public in the recovery should be added to the AMBER Alert.
- Alert will stay active until it is cancelled, it does not automatically expire.

** For assistance call DPS CIC at 801.965.4446 **



So what if criteria is not met for AMBER Alert



E.M.A

Endangered Missing Advisory Alert

Endangered Missing Advisory Alert

- Disseminates to media and law enforcement.
- Applies to any missing or endangered person that does not meet AMBER criteria.
- For a person or people of any age that requires urgency due to the circumstance.

However...

It cannot be over used!

EMA Guidelines

- **Person is missing.**
 - Family believes circumstances are suspicious.
- **Person in danger.**
 - Age.
 - Health.
 - Mental Disability.
 - Environment.
 - Weather conditions.
 - Accompanying dangerous person.

Who qualifies for an Endangered Advisory Alert?

- Runaways.
- Internet enticed.
- Missing college students.
- Persons that have wandered away from care facilities.
- Overdue travelers (weather).
- Autistic individuals.

Endangered Advisory Alert Protocol

- Contact DPSCIC at 801-965-4446 to let them know the EMA is being issued.
- Enter using EMA transaction in UCJIS.
- Your EMA will go out to all law enforcement so you can add any and all information that they may need.
- Does not automatically expire and needs to be canceled regardless of the outcome.

EMA Entry

Entry

Endangered Missing Alert Entry

Originating Agency Identifier

ORI: *

Message Details

Destination(s): *

Message: *

- S10
- S8
- SNICS
- AFIS
- ALL
- ALLLAW
- ALLLAWT
- ALLMIKE
- BCITEST

Select 'All Law'

Entry

Endangered Missing Alert Entry

Originating Agency Identifier

ORI: *

Message Details

Destination(s): * **ALLAW**

Message: *
ENDANGERED MISSING ADVISORY OPERATOR/MMARTINT AGENCY/UTBCI0000 TUE JAN 04 13:36:08 GMT-700 2022

Submit

Under message

Originating Agency Identifier

ORI: *

Message Details

Destination(s): * ALLAW

Message: *
ENDANGERED MISSING ADVISORY
ATTEMPT TO LOCATE AUTISTIC MALE AGE 22. LEFT THE HOUSE LAST NIGHT
AND DID NOT RETURN HOME. LIKES PARKS AND WOODED AREAS.
OPERATOR/OVAISIMA AGENCY/UTBCI0000 THU DEC 10 10:24:17 GMT-700 2020

Submit

EMA Dissemination

- All Utah law enforcement receive the EMA.
- Media signed up will receive it.
- No TOC signs.
 - TOC can and will activate signs if warranted/serious.
- No email or cell phones will be activated.

Keep in mind

BCI quality controls the EMA for LE sensitive information and only takes out information that the media should not have unless released by the PIO (we do not remove any information that goes out to law enforcement).

Driver's License Numbers

Social Security Number

Home phone numbers

Home addresses

All in all EMA applies for..

Breezy Otterson 17 and Riley Powell 18



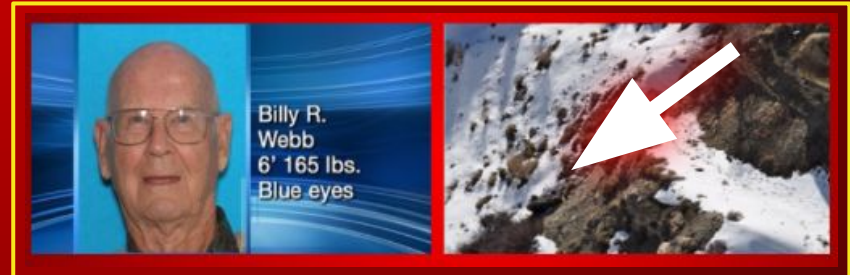
Justin Bailey
Autism



Larry Caplinger
Dementia and Schizophrenia



Billy Webb - 2010
Overdue Traveler




Silver Alert

Endangered Missing Adults over 60 or with Dementia/Alzheimers

Silver Alert: ESA

- Disseminates to media and law enforcement.
- Requires the usage of highway signage in the geographical area where the person went missing.
 - If Law Enforcement feels more signage is necessary contact DPS CIC Help Desk to make the request.
- Applies to anyone over the age of 60 and Individuals with Dementia or Alzheimer's of any age.
- Mandatory if the situation fits the circumstance.



Silver Alert Protocol

- Contact DPSCIC at 801-965-4446 to let them know the ESA is being issued.
- Enter using ESA transaction in UCJIS.
- Your ESA will go out to all law enforcement so you can add any and all information that they may need.
- Does not automatically expire and needs to be canceled regardless of the outcome.

Silver Alert Entry

Endangered Silver Alert Entry

Authorization

ORI: *

Contact phone number: *

*Do NOT activate a Silver Alert if you cannot answer Yes to one of the questions below.
**This message will immediately go to law enforcement and the media.

Is this believed to be an adult over 60 years of age?: * Yes No

Is this believed to be an adult under 60 years of age with dementia?: * Yes No

Endangered Person's Information

Name: *

Age: *

Height:

Weight:

Eye Color: *

▼

Hair Color: *

▼

Gender: *

▼

Race: *

▼

Clothing:

Medical Needs:

Last Known Location: (Be specific, give address if possible) *

Description: *

Resident City: *

Resident County: *

Destination: (Be specific, give address if possible)

Time of last known location: *

 ▼ ▼

Vehicle Information - If vehicle in use or suspected

Vehicle
Information:

ENTER VEHICLE INFORMATION

License Plate
Number:

ENTER LICENSE PLATE NUI

License Plate
State:

ENTER PLACE NAME

Vehicle Year:

ENTER VEHICLE YEAR

Vehicle Style:

ENTER VEHICLE STYLE

Avoid Abbreviations!

Vehicle Make:

ENTER VEHICLE MAKE

Avoid Abbreviations!

Vehicle Model:

ENTER VEHICLE MODEL

Avoid Abbreviations!

Vehicle Color:

ENTER VEHICLE COLOR

Missing Persons

Transaction and FAQ's

UMPQ Transaction

- Utah Missing Persons Query
- This database stores all missing person entries listed in the State of Utah
 - Active and inactive
 - User friendly
 - Narrow and broaden search

Missing Persons & Unidentified FAQ's

- Question:

“How can I add a Missing Person to the Utah Missing Persons website?”

- Answer:

You will need to submit a Missing Person Waiver to the Clearinghouse. This can be found on the BCI Website bci.utah.gov/missing-person-waiver/

Criteria for Entry into the Utah Missing Persons Bulletin

The following guidelines must be met before information on a missing or unidentified deceased/living person can be entered into the Utah Missing Person Clearinghouse Bulletin/Web Site.

MISSING PERSON (Information on a Utah missing person or a person missing from another state but believed to be in Utah.)

1. The parent, spouse or guardian must contact a law enforcement agency and file a missing person report. The missing person must be entered into the National Crime Information Center (NCIC) files by the law enforcement agency.
2. A "Missing Persons Clearinghouse Report Form" must be signed, completed and returned to the Utah Missing Person Clearinghouse, Department of Public Safety, 3888 W 5400 S, Box 148280, Salt Lake City, UT 84114-8280. Forms can be obtained from the Clearinghouse.
3. A current original photograph (color preferred) must be received by the Utah Missing Person Clearinghouse. (Note: Do not write on the back of the photo.)
4. All information must be approved by the law enforcement agency receiving the initial missing person report.
5. The Utah Missing Person Clearinghouse personnel will obtain permission to publish a law enforcement phone number to contact in the event the person is located, or possible sighting information is received by the Utah Missing Person Clearinghouse.
6. In cases of parental abductions, a copy of the court-certified custody order stating that the reporting parent has custody must be received by the Utah Missing Person Clearinghouse. (Note: If it is requested that the non-custodial parent's photograph be included in the bulletin, an active felony warrant must be present in National Crime Information Center (NCIC) prior to publication of the photograph). Confirmation by the investigating officer must be obtained.
7. The parent, spouse, guardian or investigating officer must notify the Utah Missing Person Clearinghouse immediately of the location or return of the missing person.

Information and Criteria for Entry will be found on the first page of the waiver.

Missing Persons & Unidentified FAQ's

- Question:

“My agency added a Missing Person to NCIC, why aren't they showing up on the Missing Persons Clearinghouse website?”

- Answer:

Missing Persons NCIC entries are not automatically entered into the Missing Persons website, the Missing Person waiver needs to be submitted to the Clearinghouse in order to have the Missing Person listed on the website.

Missing Persons & Unidentified FAQ's

- Question:

“If I receive evidence with DNA, where do I send it?”

- Answer:

You will submit any DNA evidence (such as a toothbrush) to the Crime Lab.

Missing Persons & Unidentified FAQ's

- Question:

“How do I enter an Unidentified in NCIC?”

- Answer:

Unidentified persons can only be entered by BCI. Contact Ofa Vaisima (ovaisima@utah.gov) or Alex Martinez (mmartinez@utah.gov) to enter an Unidentified in NCIC.

Questions



Ofa Vaisima
ovaisima@utah.gov or
385-499-1421

Alex Martinez
mmartinez@utah.gov or
385-499-5500

