

CLE, CLI & TLI |

REMINDERS:

- If you didn't submit your crime lab evidence through UCJIS, your results will not be available in UCJIS
- To modify or add a new submission to an existing submission, you will use the CLE transaction

CLE | Crime
Lab Entry

CLE- CRIME LAB ENTRY

UCJIS Home CLEL x

Entry

Crime Lab Entry

Crime Lab Details

Submitting Agency: BCIFS

Agency Case Number:

To create a new pre-case

CLE- CRIME LAB ENTRY

UCJIS Home CLEL x

Entry

Crime Lab Entry

Crime Lab Details

Submitting Agency: BCIFS

Agency Case
Number:

ENTER AGENCY CASE NUI

Q Lookup Case

Q Create New Pre-case

Or you can search by all of your cases

ADDING A NEW PRE-CASE

CASE INFORMATION

UCJIS Home CLEL x

Entry New Pre Case Submission x

Precase Submission Entry
Created by wthomsen on 03/19/2020 08:22:51

Case Information


Agency Id:	BCIFS	Case Number:	12345678	Submission Number:		Status:	PRE_CASE_ENTRY
Offense Tracking Number:	<input type="text" value="J12334359458"/>	Offense Date: *	<input type="text" value="03/19/2020"/>				

Offenses

Offense: *	<input type="text" value="76-5-102(3) -- ASSAULT W/ SUBSTA"/>	<input type="button" value="+"/>
------------	---	----------------------------------

OFFENSE

Offenses

Offense: * 76-5-102(3) -- ASSAULT W/ SUBSTA 

To add more offenses to the pre-case, choose the + button



Offenses	
Offense: *	76-5-102(3) -- ASSAULT W/ SUBSTA
Offense: *	76-6-408 -- THEFT BY RECEIVING S



To delete an offense you will click the - button

OFFICER INFORMATION

Officer Information

Investigating Officer *

WHITNEY WILSON

Add/Update

E-mail

wthomsen@utah.gov

Phone :

3854996963

If the Investigating Officer isn't listed in the dropdown, you can add a new officer by selecting the add/update button.

Adding an officer

Add Person ×

Last Name *

First Name *

Middle Name

Email Address *

Phone Number *

OFFICER INFORMATION

Officer Information

Investigating Officer

WHITNEY WILSON

Add/Update

E-mail

wthomsen@utah.gov

Phone :

3854996963

You can also use this button to update an Investigating Officer's contact information

To modify an officer's email address or phone number, select the officer's name from the dropdown and choose the add/update button

Add Person ×

Last Name *
MOUSE

First Name *
MICKEY

Middle Name

Email Address *
MICKEY@DISNEYMOUSE.COM


Phone Number *
8019654738

Update

SUPERVISOR

Supervisor

Supervisor*	MICKEY MOUSE ▼	Add/Update	
Phone :	8019654738	E-mail	mickey@disneymouse.com



If the supervisor isn't listed in the dropdown, you can add a new supervisor by selecting the add/update button.

If the supervisor
you wish to select
isn't in the
dropdown, go
ahead and add
them

Add Person ×

Last Name *

First Name *

Middle Name

Email Address *

Phone Number *

SUPERVISOR

Supervisor

Supervisor*

MICKEY MOUSE

Add/Update

E-mail :

mickey@disneymouse.com

Phone :

8019654738

You can also use this button to update a supervisor's email address and phone number

To modify a supervisor's email address or phone number, select the supervisor's name from the dropdown and choose the add/update button

Add Person ×

Last Name *

First Name *

Middle Name


Email Address *

Phone Number *

SUSPECT/VICTIM INFORMATION

Suspect / Victim Information


Name Type: *	<input type="text" value="SUSPECT"/>	Gender:	<input type="text" value="MALE"/>	Date of Birth:	<input type="text" value="05/14/1978"/>	<input style="border: 1px solid red;" type="button" value="+"/>
Last Name: *	<input type="text" value="STALKER"/>	First Name: *	<input type="text" value="IAMYO"/>	Middle Name:	<input type="text"/>	
Race: *	<input type="text" value="UNKNOWN"/>	ZIP Code:	<input type="text"/>	SID:	<input type="text"/>	



Have a suspect and a victim you have labs for? Choose one name type and use the + to add information for the second type




Suspect / Victim Information

Name Type: 
*

Last Name:
*

Race:
*

SUSPECT

Gender: 

First Name:
*

ZIP Code:

Date of Birth:

Middle Name:

SID:



PRE-CASE EVIDENCE INFORMATION

Crime Lab Pre-Case Evidence (each entered item must be separately packaged)

Agency
Item
Number: *

1

Package
Type: *

PLASTIC BAG

Item Type:

*

BIO SWAB - POSSIBLE BLOOD




Item
Description:

*

SWAB OF POSSIBLE BLOOD SAMPLE FR

TOX EVIDENCE INFORMATION


TOX Evidence (only necessary to fill out this section if you have Tox Evidence)

Agency Item Number: *	<input type="text" value="2"/>	Sexual Assault Kit Num:	<input type="text"/>	
Container Type: *	<input type="text" value="GRAY TOP TUBE"/>	Container Description:	<input type="text"/>	
Source Type: *	<input type="text" value="OTHER"/>	Source Description: *	<input type="text"/>	
Volume ML:	<input type="text"/>	Collection Date: *	<input type="text" value="ENTER DATE MMDD"/>	
Collector: *	<input type="text" value="WHITNEY WILSON"/>	Count: *	<input type="text"/>	

The Tox portion will not show up unless the user has been granted TLI

The agency item number: the number your agency has assigned that piece of evidence

TOX Evidence (only necessary to fill out this section if you have Tox Evidence)

Agency Item Number: *	<input type="text" value="2"/>	Sexual Assault Kit Num:	<input type="text"/>	
Container Type: *	<input type="text" value="GRAY TOP TUBE"/>	Container Description:	<input type="text"/>	
Source Type: *	<input type="text" value="OTHER"/>	Source Description: *	<input type="text"/>	
Volume ML:	<input type="text"/>	Collection Date: *	<input type="text" value="ENTER DATE MMDD"/>	
Collector: *	<input type="text" value="WHITNEY WILSON"/>	Count: *	<input type="text"/>	

Count: the number of vials being submitted

SERVICE REQUEST

UCJIS Home CLEL x

Entry Results x Pre Case Submission - 1 12345678 x

Container Type: *

Source Type: *

Volume ML:

Collector: *

Container Description:

Source Description: *

Collection Date: *

Count: *

Make sure to save

ACKNOWLEDGEMENT SCREEN

New Broadcast Message

Response



Submission saved successfully, and you can now click on 'Create Service Request'.

OK

SERVICE REQUEST

UCJIS Home CLEL x

Entry Results x Pre Case Submission - 1 12345678 x

Container Type: *

Source Type: *

Volume ML:

Collector: *

Container Description:

Source Description: *

Collection Date: *

Count: *

Save

Create Service Request

Then select the Create Service Request

Crime Lab - Service Request

Created by wthomsen on 03/19/2020 16:00:41

Circumstances: *

NONE

Court Date:

ENTER DATE MMDDYYYY

Hearing Type:

Comments:

ENTER COMMENTS



BIOLOGY & TOXICOLOGY LAB WIZARD

CL Item Number	Item Type	Biology	Controlled Substance Analysis	Firearms/Toolmarks	Latent Print Examination	Trace Examination
13	BIOTRCL	<input type="checkbox"/>	<input type="checkbox"/>	<input type="checkbox"/>	<input type="checkbox"/>	<input type="checkbox"/>

TOX Item Number	Item Type
14	BLOOD

* Select the services you are requesting from the Crime Lab and then select continue.



Created By: WILSONSCJ on 06/19/2020 10:02:10

◀ Previous Page: NA

BIO:Biology

Next Page: CS:Controlled Substance Analysis ▶

* BIO:Biology

* CS:Controlled Substance Analysis

✓ ALL:Item Questions

1 Which type(s) of evidence are you submitting? *

UQuiK ▲

2 Victim **MUST** be 15 years or older for evidence to be submitted as a UQuiK case. (Full Sexual Assault Examination Kit should be submitted for victims under 15, and submitted as a Sexual Assault case).

3 If submitting for a sexual assault, please submit as follows; UQuiK Sexual

Crime Lab Service Questions

Created by wthomsen on 03/19/2020 16:02:16

◀ Previous Page: BIO:Biology

CS:Controlled Substance Analysis

Next Page: ALL:Item Questions ▶

✖ BIO:Biology

✖ CS:Controlled Substance Analysis

✔ ALL:Item Questions

1 For which type(s) of analysis's are you submitting? *

Controlled Substance Analysis ▼

2 If a syringe is being submitted has the needle been removed and do you have the required letter from the prosecutor?


▼



✓ BIO: Biology

✓ CS: Controlled Substance Analysis

✓ ALL: Item Questions

 Save

****Once you answer the biology and controlled substance questions make sure to save it**

Toxicology Analysis Request Receipt

USPS Mailing Address Utah Forensic Toxicology Laboratory PO Box 144300	Physical Address 4431 South 2700 West Taylorsville, UT 84129	Evidence Receiving Phone: (801)965-2451 Evidence Receiving Fax: (801) 968-1315 e-mail: forensictox@utah.gov
--	--	---

Agency Code: DPISMIS
Case TESTTOXCASE
Submission: 1
Request Time 08/12/19 01:21 PM

Submission Items

Tube ID	Description
2	BLOOD FOUND AT SCENE

Toxicology Analysis Request Receipt

USPS Mailing Address Utah Forensic Toxicology Laboratory PO Box 144300	Physical Address 4431 South 2700 West Taylorsville, UT 84129	Evidence Receiving Phone: (801)965-2451 Evidence Receiving Fax: (801) 968-1315 e-mail: forensictox@utah.gov
--	--	---

Agency Code: DPSPMIS
Case TESTTOXCASE
Submission: 1
Request Time 08/12/19 01:21 PM

Submission Items

Tube ID	Description
2	BLOOD FOUND AT SCENE

You will need to print this and take it to the tox lab with you
The Service Receipt will appear in a new tab for you to
print and/or download

PLEASE SUBMIT THIS FORM WITH THE EVIDENCE TO UBFS

DEPARTMENT NAME DEPARTMENT CASE NUMB PRELOG SEQUENCE

NAMES

ITEMS

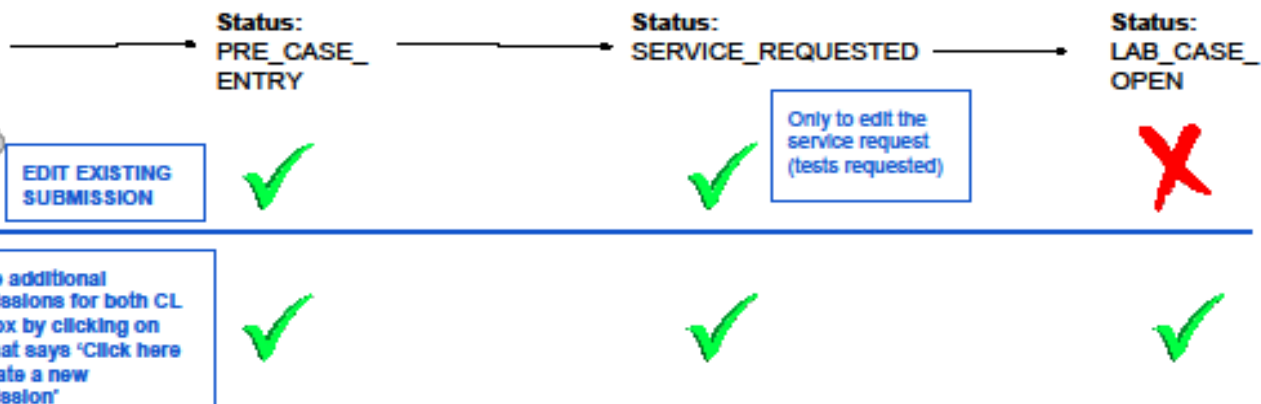
ITEM NUMBER DESCRIPTION
 containing -



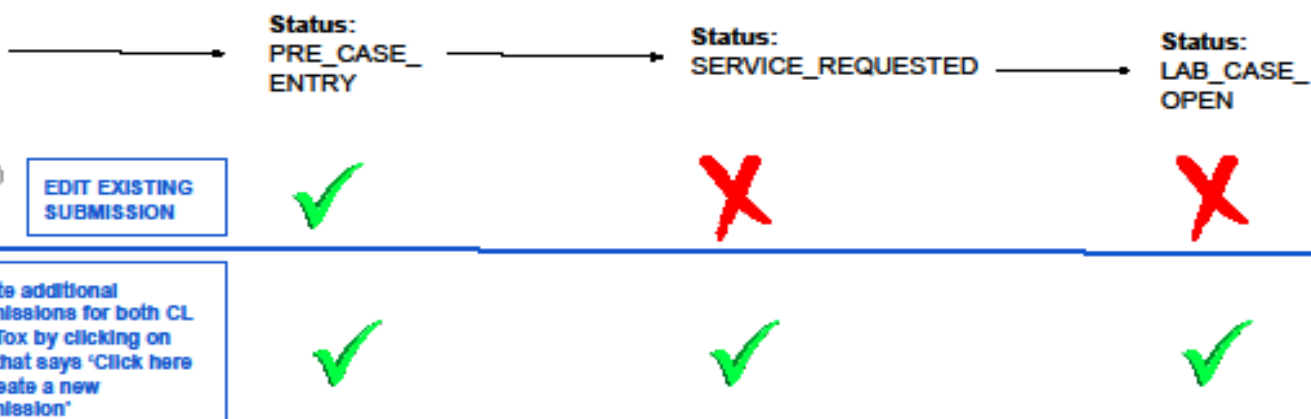
MODIFICATION

- Modification is done using the CLE transaction

CL EVIDENCE



TOX EVIDENCE



CLI | Crime Lab
Inquiry



Crime Lab Query

Crime Lab Details

Submitting Agency: *

Agency Case Number:

Offense Tracking Number:

Submission Status:

To Date Time:

From Date Time:

🔍 Submit

TLI

Toxicology

Lab

Inquiry

TLI- TOXICOLOGY LAB INQUIRY

UCJIS Home TLIL ✕

Query

TOX Lab Query

TOX Lab Details

Submitting Agency: *	<input type="text"/>	Agency Case Number:	<input type="text"/>
Offense Tracking Number:	<input type="text"/>	Submission Status:	<input type="text"/>
To Date Time:	<input type="text"/>	From Date Time:	<input type="text"/>

You will need to have your ORI selected to pull up your cases, the other search filters are optional

TLIL

New Broadcast Message

Close All

(41) UTAH AMBER ALERT...

UCJIS Home EWQJL x RQM x AMM x TLIL x

Query Results x

TOX Lab Results


Created by cburnst on 08/13/2019 09:32:02

Case Number	Agency	Created Date	Status
TESTTOXCASE	DPSMIS	08-12-2019	SERVICE_REQUESTED
TESTTOX3111	DPSMIS	07-16-2019	SERVICE_REQUESTED
0100C113-50	DPSMIS	06-06-2019	SERVICE_REQUESTED
0100C113-49	DPSMIS	06-06-2019	SERVICE_REQUESTED
0100C113-48	DPSMIS	06-06-2019	SERVICE_REQUESTED
0100C113-47	DPSMIS	06-06-2019	SERVICE_REQUESTED
0100C113-46	DPSMIS	06-06-2019	SERVICE_REQUESTED
0100C113-45	DPSMIS	06-06-2019	SERVICE_REQUESTED
0100C113-44	DPSMIS	06-06-2019	SERVICE_REQUESTED
0100C113-43	DPSMIS	06-06-2019	SERVICE_REQUESTED
0100C113-42	DPSMIS	06-06-2019	SERVICE_REQUESTED
0100C113-41	DPSMIS	06-06-2019	SERVICE_REQUESTED
0100C113-40	DPSMIS	06-06-2019	SERVICE_REQUESTED
0100C113-39	DPSMIS	06-06-2019	SERVICE_REQUESTED

Select the line for the case you want the results for and click on it



← → ↻ https://ucjis-test.ps.utah.gov/ucjis/#TLIL_4703

 TLIL New Broadcast Message

Close All ⚠ (41) UTAH AMBER ALERT...

UCJIS Home EWQJL ✖ RQM ✖ AMM ✖ TLIL ✖

Query Results ✖ [DPSMIS-0100C113-43](#) ✖

Tox Lab - Lab Status
Created by cburnst on 08/13/2019 09:33:40

Agency: **DPSMIS** Case Number: **0100C113-43**

Tox Results (0)

Results will be displayed- if available